


TABLE OF CONTENTS

1	Overview	1
2	Structure	3
3	Procedure	7
4	Budget	11
5	Statistics	13
6	Locations	25



TO: The Honorable Mary Boyle, Virgil Brown, and Timothy Hagan
Commissioners of Cuyahoga County


The Honorable J. Thomas Mullen
Director, Ohio Department of Youth Services

The Citizens of Cuyahoga County

In compliance with Ohio Revised Code Section 2151.18, I submit the 1984 Annual Report of Cuyahoga County Juvenile Court, which shows the number and kinds of cases that have come before it, the dispositions of the Court, and other data pertaining to the work of the Court of interest to you and to the general public.

Respectfully submitted,

John F. Corrigan, Administrative Judge
Court of Common Pleas, Juvenile Division
Cleveland, Ohio



1

OVERVIEW

CUYAHOGA COUNTY JUVENILE COURT IS THE SECOND OLDEST COURT OF ITS KIND IN THE COUNTRY. SINCE ITS INCEPTION IN 1902, THE JUDGES, STAFF, AND VOLUNTEERS OF THE COURT HAVE WORKED TOGETHER TO PROVIDE QUALITY SERVICES TO COURT-RELATED YOUTH AND FAMILIES AND TO PROTECT THE INTERESTS OF THE COMMUNITY. THE MISSION OF THE COURT CONTINUES TO BE TO PROVIDE ITS SERVICES IN THE MOST EFFECTIVE AND EFFICIENT WAY POSSIBLE.

Cuyahoga County Juvenile Court is the largest Juvenile Court in the State with over 550 employees, an annual budget of \$17.89 million, and over 20,000 filings yearly. The Court has jurisdiction over a variety of juvenile and adult cases including juvenile traffic, delinquency, unruly, dependency, neglect, abuse, and parent-child relation.

Five judges and eight referees hear all of the official complaints that come before the Court. An Administrator oversees nine divisions of the Court that provide a wide range of legal, social, residential, and community services. Ohio law requires juvenile courts to effectuate the following purposes.

- Provide for the care, protection, and mental and physical development of children subject to its jurisdiction;
- Protect the public interest in removing the consequences of criminal behavior and the taint of criminality from children committing delinquent acts and to substitute therefor a program of supervision, care, and rehabilitation;
- Achieve the foregoing purposes, whenever possible, in a family environment, separating the child from its parents only when necessary for his welfare or in the interest of public safety;
- Provide judicial procedures through which Chapter 2151 of the Revised Code is executed and enforced, and in which the parties are assured of a fair hearing, and their constitutional and other legal rights are recognized and enforced. — 2151 O.R.C.

In 1984, Cuyahoga County Juvenile Court established goals that reflect the guidelines defined by Ohio law. The following information highlights some of the accomplishments of the Court that contributed to the achievement of these goals.

GOAL I: The Court shall encourage development of local and state youth service programs that have maximum impact in promoting youth development and preventing delinquency.

Thirty-six local programs that provide alternatives to secure detention and assist in preventing youth from entering into contact with the juvenile justice system were funded by the Court and county administration with the State Subsidy. A cross-section of programs were funded so that the varied needs of youth could be addressed. The services provided include education, employment, substance abuse, sheltercare, and counseling.

GOAL II: The Court shall maintain adequate detention resources to serve Cuyahoga County.

The quality of the Detention Center services was improved through the establishment of a behavior management program and specialized educational classes. Expanded visiting hours, additional volunteer programs and a speakers series that featured community

leaders contributed to the community and parental involvement in the Detention Center program. Alternatives to Detention Center placements were continued and expanded through the use of sheltercare and the Home Detention Program.

GOAL III: The Court shall encourage the development and maximum appropriate utilization of private residential and non-residential services for Court-involved youth.

The new case assignment procedure for supervisory probation officers allows for more frequent school visits, increased familiarity with the neighborhoods, and an improved relationship with the youth. Specialized alcoholism training for court staff was offered so that quality services could be offered to the large number of youth that are chemically dependent. The Court also increased its ability, by fifty percent, to quickly transport youth to facilities around the county and state.

GOAL IV: The Court shall provide services designed to decrease the likelihood that young people will become involved with the criminal justice system after they become adults.


The Court and Ohio Department of Youth Services started the Serious Offender Project that offers detailed assessment, institutionalization, group home placement, and intensive community services. The program should prove to be a less costly and more effective method of preventing future criminal activity. Tutoring programs by court volunteers and job training and placement helped to give youth the skills necessary to become productive members of society.

GOAL V: The Court shall provide information on its operation and goals to the public, agencies, and parties coming before the Court.

Over two hundred presentations on the purpose and operation of Juvenile Court were given to schools, agencies, and community groups. Staff and the judges testified before special task forces of the Ohio Legislature on issues related to the Juvenile Court. In addition, over one thousand adults toured the Detention Center or observed court hearings.

GOAL VI: The Court shall operate its programs as part of the larger youth service and juvenile justice system.

The Court increased its efforts to work jointly with the schools, police, youth service agencies, and community organizations. The Court contributed to the Cleveland Schools' Youth Resource Centers where services were offered to improve student attendance, behavior and achievement. Staff and the judges were recruited for and participated on innumerable committees and boards of organizations that address the problems of youth and the community.



2

STRUCTURE

CUYAHOGA COUNTY JUVENILE COURT IS A SEPARATE DIVISION OF THE COURT OF COMMON PLEAS. THE FIVE JUDGES OF THE COURT ARE ELECTED COUNTY WIDE TO SIX-YEAR TERMS. THE ADMINISTRATIVE JUDGE WORKS WITH THE ADMINISTRATOR TO MANAGE COURT OPERATIONS. THE ADMINISTRATOR IS SUPPORTED BY NINE DIVISIONS.

TABLE OF ORGANIZATION

ADMINISTRATIVE JUDGE

John F. Corrigan

JUDGES

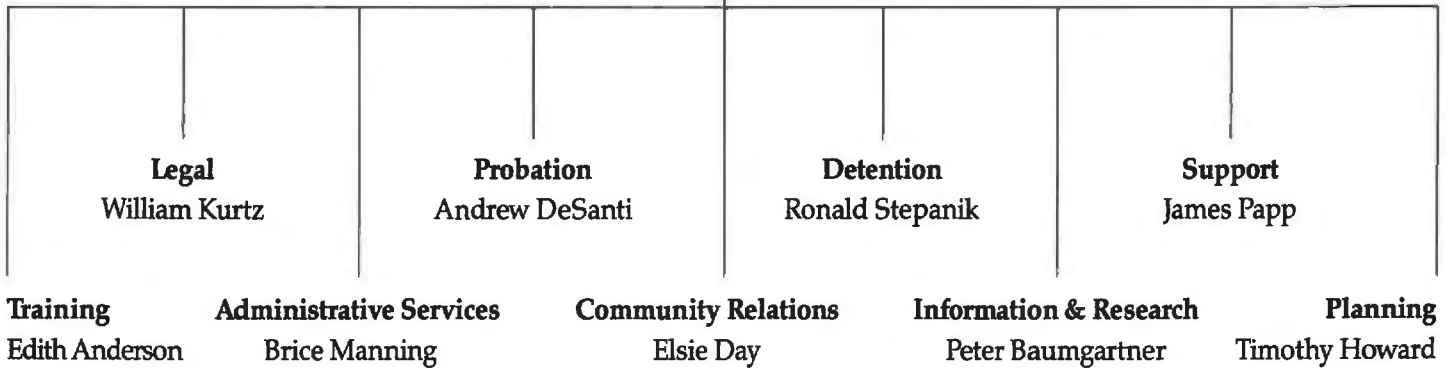
John J. Toner
Leodis Harris
Betty Willis Ruben
Kenneth A. Rocco

COURT ADMINSTRATOR

J. Thomas Mullen

ADMINISTRATIVE LIAISON

David Adams



LEGAL DEPARTMENT:

The major purposes of the Legal Department are to keep informed of the rapid changes in juvenile law and to insure the Court's compliance with these legal mandates. The Legal Director and Assistant Legal Director achieve these goals with the assistance of the following units.

- The INTAKE and RECEIVING OFFICE interviews all persons wishing to file a complaint with respect to a child or an adult and determines whether the Court will accept jurisdiction of the matter.
- The ASSIGNMENT OFFICE schedules a court date, assigns a probation officer if the complaint alleges delinquency or unruliness and prepares all necessary notices, summonses and subpoenas.
- REFEREES hear complaints that allege unruliness or a relatively minor delinquency offense.
- The CLERK'S OFFICE maintains case files, the appearance docket, and the Court's journal. Motions and applications filed by parties or their attorneys, preparation of cases for appeal, service by certified mail or publication, and the processing of comprehensive reunification plans are also handled by this unit.
- The TRAFFIC OFFICE hears all traffic cases, maintains records on these cases and communicates to the Ohio Bureau of Motor Vehicles concerning these cases.
- The ASSIGNED COUNSEL OFFICE appoints attorneys to act as legal counsel and / or guardian ad litem for qualified parties.
- The EXPUNGEMENT OFFICE pursues the necessary steps to expunge or seal juvenile records.

PROBATION DEPARTMENT:

The major purposes of the Probation Department are to provide social and psychological information to assist in making appropriate dispositional decisions and to provide services that rehabilitate adjudicated youth. The following divisions exist to accomplish these activities.

- PROBATION OFFICERS either prepare and present pre-hearing case records on persons charged with various law violations or provide counseling to youngsters as ordered by the judges.
- The RECORD ROOM maintains the social records and other documents related to case records.
- PLACEMENT SERVICES schedule and arrange boarding school placements for children who have been declared delinquent or unruly and ordered by the Court to be removed from their homes. Also, contact is maintained by the Court with the representatives of the different institutions, the youngsters and their families.
- VICTIM AID SERVICES provides relief to those

persons who have sustained physical, psychological, or material injury at the hands of youthful offenders.

- The CUSTODY REVIEW UNIT reviews Comprehensive Reunification Plans and the annual plan for services for children that are in the temporary or permanent custody of public or private agencies.

DETENTION CENTER:


The major purpose of the Detention Center is to provide youth with the needed supervision prior to a Court hearing on a delinquency or unruly filing and while awaiting placement at or commitment to a residential facility.

- The DETENTION CENTER provides a short-term custody service. A large multi-purpose staff treat the "whole" child by offering supervision, food, shelter, clothing, education, counseling, medical services, recreation, diagnostic services, and religious programming.
- EMERGENCY SHELTER CARE is available to youth who require supervision, but a less secure environment than that at the Detention Center.
- HOME DETENTION provides daily supervision to low risk children who return home pending a hearing in a "house arrest" status.

CHILD SUPPORT DEPARTMENT:

The major purposes of the Child Support Department are to enforce the support obligations owed by absent parents to their children and to establish the parent-child relationship (paternity). The units that achieve these goals are as follows.

- The INTAKE UNIT receives all cases.
- The CLERK'S OFFICE stores all legal files for child support cases, processes all legal documents, maintains an appearance docket and official court journal, and coordinates warrants, bail bonds and jail releases.
- REFEREES hear parent-child relationship cases and other child support matters.
- VISITING JUDGES from other Ohio counties hear enforcement actions (Motion to Show Cause or Complaint for Violation) that have been prepared by counselors in the enforcement unit and filed by the Cuyahoga County Prosecutor's Office.
- ENFORCEMENT is responsible for monitoring nearly 12,000 cases in which court orders have been made for child support payments through Juvenile Court.
- CASHIERS OFFICE maintains records which are readily accessible to Child Support Department personnel.
- The DATA ENTRY UNIT is responsible for entering all child support cases into the Juvenile Court Information System (JCIS), generating service of process to necessary parties and verifying service prior to court hearings.

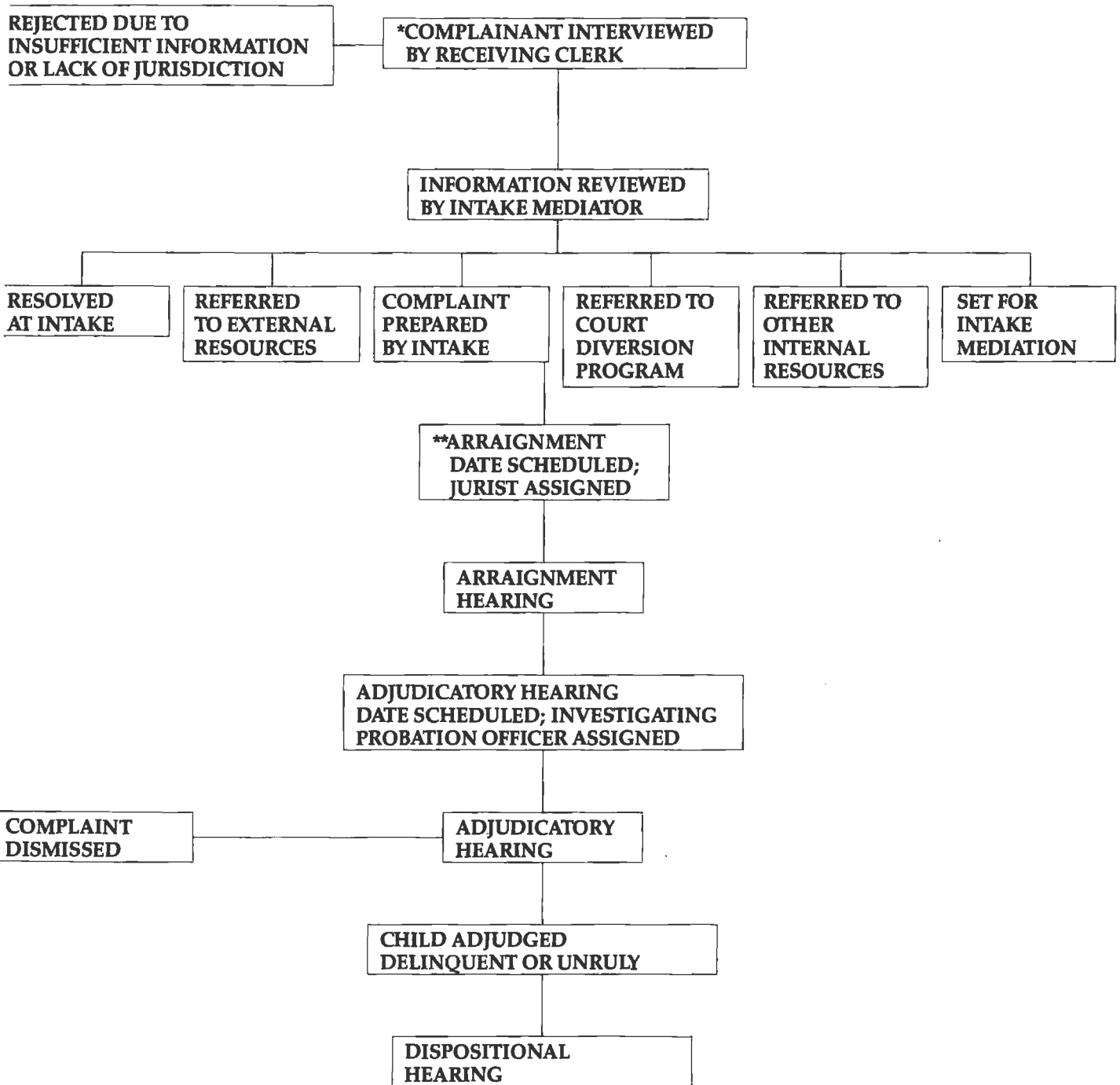


3

PROCEDURE

COURT PROCEDURES ARE CONTROLLED BY OHIO LAW, THE COURT'S RULES OF PROCEDURE AND ADMINISTRATIVE GUIDELINES. THE MYRIAD OF REQUIREMENTS AND THE INVOLVEMENT OF OTHER AGENCIES RESULT IN A COMPLEX AND DYNAMIC SYSTEM.

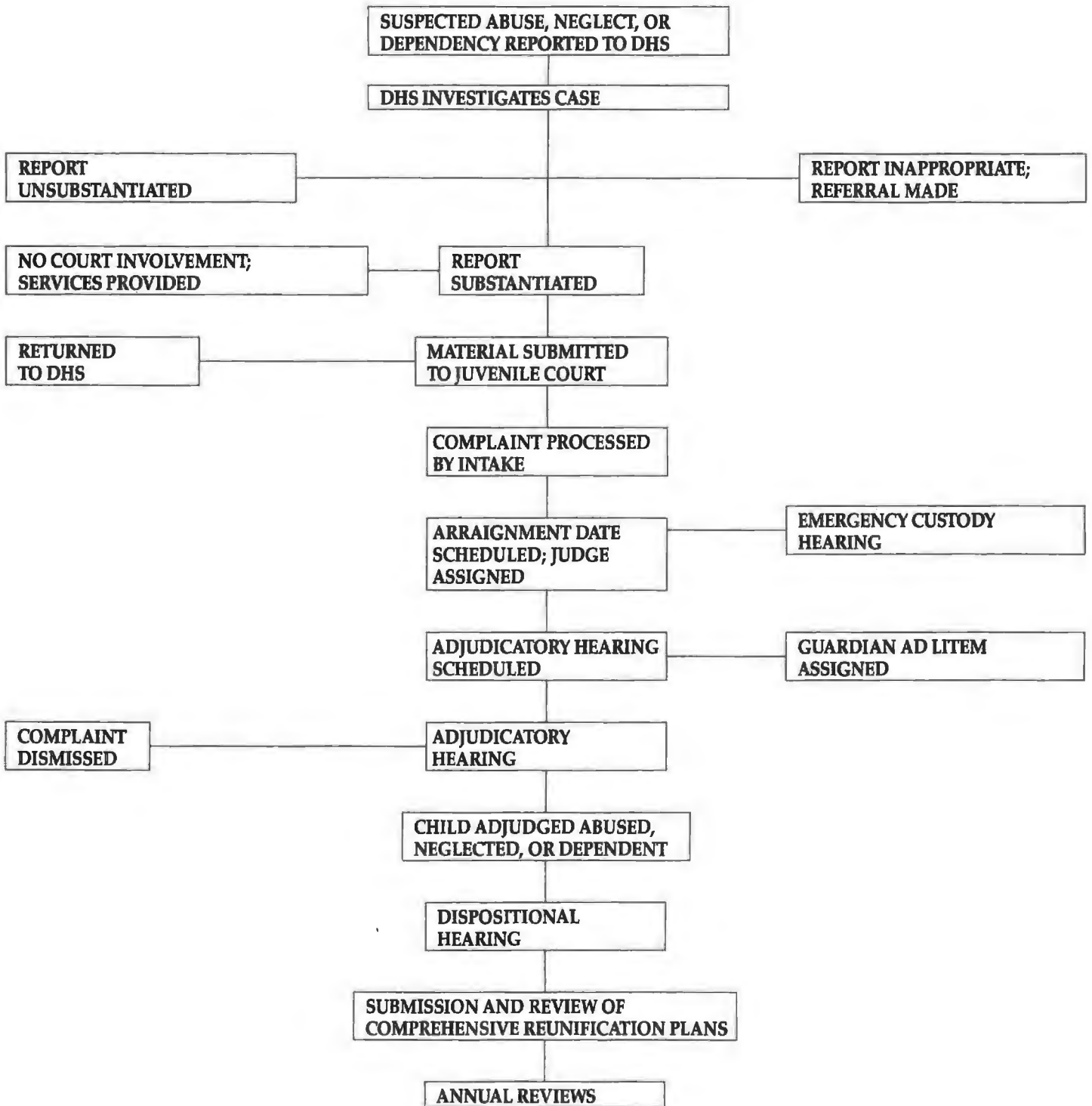
DELINQUENCY AND UNRULY CASES



* Complaints may be filed at the Main Court, at three Cleveland satellite offices, and at five suburban offices. If child is in Detention Center, complaint may be filed at Detention Center.

** Separate Arraignment Hearings are not scheduled for unruly cases and for children in the Detention Center.

ABUSE, NEGLECT, AND DEPENDENCY CASES






4

BUDGET

THE MAJORITY OF THE JUVENILE COURT BUDGET IS COUNTY FUNDS. ADDITIONAL SOURCES OF FUNDS INCLUDE STATE, FEDERAL, AND PRIVATE GRANTS AND FEES. IN 1984, THERE WAS A 3.45% INCREASE IN EXPENDITURES OVER THE PREVIOUS YEAR.

1984 Juvenile Court Budget
(Expenditures)

CATEGORY	COURT	DETENTION CTR.	CHILD SUPPORT	TOTAL
PERSONNEL				
Elected Officials	\$ 70,000.00	\$ —	\$ —	\$ 70,000.00
Regular	4,930,091.00	1,912,157.00	1,028,741.00	7,870,989.00
Special	7,375.00	—	37,750.00	11,125.00
Part-time	143,567.00	358,811.00	—	502,378.00
Subtotal	<u>5,151,033.00</u>	<u>2,270,968.00</u>	<u>1,032,491.00</u>	<u>8,454,492.00</u>
FRINGE BENEFITS				
Workers' compensation	99,042.00	38,763.00	19,604.00	157,409.00
Unemployment compensation	2,310.00	6,368.00	198.00	8,876.00
Hospitalization insurance	431,167.00	176,535.00	119,258.00	726,960.00
Special fringe benefits	68,069.00	22,850.00	15,615.00	106,534.00
Retirement — PERS	729,969.00	321,698.00	142,505.00	1,194,172.00
Subtotal	<u>1,330,557.00</u>	<u>566,214.00</u>	<u>297,180.00</u>	<u>2,193,951.00</u>
CHARGEBACK ACCOUNTS				
Storeroom supplies	28,796.00	—	5,060.00	33,856.00
Fast copier	91,443.00	—	12,240.00	103,687.00
Data processing	279,777.00	—	58,246.00	338,023.00
Postage	35,068.00	—	38,048.00	73,116.00
Telephone	196,059.00	—	45,726.00	241,785.00
Vehicles	39,364.00	—	—	39,364.00
Space Maintenance	2,088,255.00	—	358,160.00	2,446,415.00
Subtotal	<u>2,778,596.00</u>	<u>—0—</u>	<u>532,348.00</u>	<u>3,310,944.00</u>
SPECIAL EXPENSES				
Assigned counsel	67,794.00	—	—	67,794.00
Housekeeping supplies	—	34,289.00	—	34,289.00
Food supplies	—	145,303.00	—	9,596.00
Medical supplies	—	9,596.00	—	25,537.00
Clothing supplies	—	25,537.00	—	73,240.00
Medical treatment	—	73,240.00	—	73,240.00
Judicial Service Fee	110,609.00	—	—	110,609.00
Placements	2,759,030.00	—	—	2,759,030.00
Subtotal	<u>2,937,433.00</u>	<u>287,965.00</u>	<u>—0—</u>	<u>3,225,398.00</u>
MISCELLANEOUS EXPENSES				
Office supplies	17,923.00	—	7,733.00	25,656.00
Prof & Tech services	1,487.00	—	23,383.00	24,870.00
Contractual services	65,512.00	18,016.00	1,505.00	85,033.00
Travel	166,314.00	2,936.00	5,550.00	174,800.00
Equipment	10,094.00	—	3,031.00	13,125.00
Other expenses	9,001.00	—	2,282.00	11,283.00
Indirect costs	—	—	265,960.00	265,960.00
Publications	11,466.00	—	3,551.00	15,017.00
Printing	37,637.00	—	5,644.00	43,281.00
Advertising	3,118.00	—	1,236.00	4,354.00
Equipment & furniture	15,928.00	12,646.00	13,778.00	42,352.00
Subtotal	<u>338,480.00</u>	<u>33,598.00</u>	<u>333,653.00</u>	<u>705,731.00</u>
GRAND TOTALS:	<u>\$12,536,099.00</u>	<u>\$3,158,745.00</u>	<u>\$2,195,672.00</u>	<u>\$17,890,516.00</u>



5

STATISTICS

INFORMATION IS COLLECTED BY THE COURT TO SUPPORT DAILY OPERATIONS, CONDUCT RESEARCH, AND EVALUATE SERVICES. IN 1984, THE TOTAL NUMBER OF CASES THAT CAME TO THE ATTENTION OF THE COURT DECREASED SLIGHTLY FROM 27,169 TO 25,964.

TABLE 1

COMPLAINTS 1984 COMPARED WITH 1983

	1984	1983
New Complaints— Children's Cases		
Accepted for Court Action:		
DELINQUENCY:		
Boys	4,275	4,748
Girls	760	1,015
Total Delinquency:	5,035	5,763
UNRULY:		
Boys	584	724
Girls	621	761
Total Unruly	1,205	1,485
Total Delinquency and Unruly, Accepted	6,240	7,248
*Delinquency and Unruly Cases, By-Passed	3,373	3,042
GRAND TOTAL, ACCEPTED FOR COURT ACTION AND BY-PASSED	9,613	10,290
Juvenile Traffic Offenders	9,337	10,158
Neglected Children's Cases	379	343
Dependent Children's Cases	467	340
Abused Children's Cases	56	50
Application to Determine Custody	163	181
Application for Approval of Permanent Surrender	20	16
Application for Consent to Marry	9	11
Writ of Habeas Corpus	21	16
Other Cases	31	10
Other Children's Cases By-Passed	12	11
Total Children's Cases, New	20,108	21,426
Alias Complaints, Children's Cases	1,437	1,302
Total Children's Cases, New and Alias	21,545	22,728
New Complaints — Adult Cases		
Support and Custody	179	188
Neglect of Children	5	3
Endangering Children	4	7
Contributing to Delinquency	5	3
Contributing to Unruliness	49	77
Complaint to Establish Parent-Child Relation	2,737	2,847
Certifications and Motions	51	22
Contempt of Court	17	25
Other Cases	35	52
*Adult Cases By-Passed	40	52
Total Adult Cases, New	3,122	3,276
Alias Complaints, Adult Cases	861	748
Total Adult Cases, New and Alias	3,983	4,024
GRAND TOTAL, CHILDREN'S AND ADULT CASES	25,528	26,752
Filings Not Processed, End of Year	436	417
GRAND TOTAL, ALL COMPLAINTS	25,964	27,169

**In these cases, no complaints were taken for court action, and referrals were made to a variety of alternative services.*

TABLE 2**DISPOSITIONS MADE IN DELINQUENCY AND UNRULY CASES, 1984**

OFFICIAL CASES	BOYS	GIRLS	TOTAL
Placed on Probation	1,211	463	1,674
Placed in Residential Facilities	122	77	199
Committed: Ohio Department of Youth Services	409	38	447
Youth Development Center	148	89	237
Transferred to Criminal Division, Court of Common Pleas	25	0	25
Transferred to Other Juvenile Courts	61	14	75
Order Made in Other Case	856	131	987
Referred to Agency Service	54	43	97
Dismissed	575	140	715
Withdrawn by Complainant	88	58	146
Parental Supervision	243	85	328
Other Disposition	93	19	112
Continued, or Set for Hearing in 1985	684	187	871
TOTAL OFFICIAL DISPOSITIONS	4,569	1,344	5,913
UNOFFICIAL CASES			
Placed on Probation	6	0	6
Adjusted by Referee	364	107	471
Order made in Other Case	3	0	3
Dismissed	22	3	25
Withdrawn by Complainant	2	1	3
Made Official	51	20	71
Continued, or Set for Hearing in 1985	21	12	33
TOTAL UNOFFICIAL DISPOSITIONS	469	143	612

TABLE 3

SOURCES OF COMPLAINTS, DELINQUENCY AND UNRULY CASES, 1964

POLICE DEPARTMENTS	BOYS	GIRLS	TOTAL	POLICE DEPARTMENTS	BOYS	GIRLS	TOTAL
Bay Village	19	0	19	North Olmsted	60	6	66
Beachwood	7	1	8	North Randall	25	7	32
Bedford	27	1	28	North Royalton	14	1	15
Bedford Heights	28	3	31	Oakwood	3	3	6
Bentleyville	0	0	0	Olmsted Falls	8	0	8
Berea	26	0	26	Olmsted Township	6	0	6
Bratenahl	15	1	16	Orange	0	0	0
Brecksville	14	0	14	Parma	139	32	171
Broadview Heights	6	0	6	Parma Heights	17	3	20
Brookpark	70	12	82	Pepper Pike	2	0	2
Brooklyn	13	1	14	Richmond Heights	8	1	9
Brooklyn Heights	3	0	3	Riveredge	1	0	1
Chagrin Falls	10	2	12	Rocky River	9	0	9
Chagrin Falls Township	0	0	0	Seven Hills	2	1	3
Cleveland	1,395	134	1,529	Shaker Heights	126	5	131
Cleveland Heights	252	34	286	Solon	14	0	14
Cuyahoga Heights	0	0	0	South Euclid	43	2	45
East Cleveland	77	4	81	Strongsville	27	2	29
Euclid	106	4	110	University Heights	6	3	9
Fairview Park	25	4	29	Valley View	4	0	4
Garfield Heights	48	6	54	Walton Hills	2	0	2
Gates Mills	0	0	0	Warrensville Heights	82	13	95
Glenwillow	1	0	1	Warrensville Township	0	0	0
Highland Heights	20	0	20	Westlake	15	2	17
Hunting Valley	0	0	0	Woodmere	0	0	0
Independence	10	0	10	Citizens	309	128	437
Lakewood	141	24	164	Cleveland Board of Education	265	79	344
Linddale	0	0	0	Other School Boards	178	111	289
Lyndhurst	16	3	19	Parents, Relatives, Guardians	440	450	890
Maple Heights	86	10	96	Social Agencies	46	66	112
Mayfield	3	0	3	Other Police	149	25	174
Mayfield Heights	16	0	16	Store Security	223	102	325
Middleburg Heights	31	4	35	Other Juvenile Courts	93	29	122
Moreland Hills	3	0	3	Other Sources	72	62	134
Newburgh Heights	3	0	3				
				TOTAL	4,859	1,361	6,240

TABLE 4

COMPLAINT TYPE FILED BY AREA OF RESIDENCE, 1984

BOYS																				
City of Cleveland	Arson	Asslt	Burg	Dis Con	Drugs	Homic	Rec Stol Prop	Robry	Sex	Theft	Tresp	Vand	Weap	Oth Del	Total Del	Incorr	Truancy	Curfew	Total Unruly	Grand Total
Archwood-Denison	1	2	2	0	0	0	5	0	4	15	1	3	0	1	34	6	0	0	6	40
Buckeye-Shaker	1	8	7	2	3	0	7	4	0	10	2	4	4	1	53	1	1	0	2	55
Central	1	48	27	5	0	0	32	19	8	19	8	15	7	3	192	8	0	0	8	200
Clark-Fulton	8	19	25	1	1	1	2	1	5	15	0	4	3	7	92	11	8	0	19	111
Corlett	0	20	22	5	0	0	24	3	2	27	4	4	5	5	121	10	0	0	10	131
Cudell	2	9	15	3	0	0	3	4	0	9	0	2	5	0	52	3	4	0	7	59
Detroit-Shoreway Near West Side	2	19	33	13	2	0	15	6	1	22	2	12	4	3	125	15	12	0	27	152
Downtown	1	3	4	0	0	4	1	2	0	6	0	0	0	4	25	9	1	0	10	35
Edgewater	1	2	0	0	0	0	7	3	1	11	4	0	5	0	35	4	0	0	4	39
Euclid-Green	0	7	3	2	0	0	0	2	1	2	2	2	2	4	25	2	0	0	2	27
Fairfax	0	8	7	4	0	1	3	2	0	4	2	4	1	2	34	7	2	0	9	43
Forest Hills	0	28	17	9	0	3	20	11	13	26	4	5	2	4	137	13	0	0	13	150
Glenville	0	28	25	17	0	3	33	13	9	48	7	16	7	4	197	10	4	0	14	211
Hough	1	23	28	10	1	2	14	11	3	25	1	7	2	0	122	8	1	0	9	131
Industrial Valley	0	2	4	1	0	0	0	0	0	0	1	1	0	0	8	0	0	0	0	8
Jefferson	1	15	3	1	1	0	1	2	2	9	3	1	1	5	45	4	3	0	7	52
Kamm's Corners	1	2	2	1	0	0	0	0	2	2	0	1	0	1	11	0	3	0	3	14
Kinsman	0	18	10	5	1	0	6	7	2	15	2	4	6	1	75	8	4	0	12	87
Lee-Miles	0	10	1	5	1	0	9	3	4	11	2	2	3	0	50	1	0	1	2	52
Mt. Pleasant	0	30	6	4	0	0	25	17	1	27	7	4	11	1	135	8	2	2	12	147
North Broadway	5	10	30	8	0	0	1	1	0	9	0	7	1	0	65	7	0	0	7	72
North Collinwood	0	9	4	2	0	0	2	4	2	10	0	2	0	1	34	2	0	0	2	36
Ohio City - Near West Side	1	13	21	0	1	0	9	8	5	19	0	3	2	2	84	11	4	0	15	99
Old Brooklyn	1	20	6	2	0	0	1	3	2	15	2	5	2	1	60	4	4	0	8	68
Payne/Kirtland Park	0	4	4	0	0	0	0	0	1	0	0	0	0	1	10	1	1	0	2	12
Puritas-Longmead	1	14	16	0	2	0	2	6	0	7	0	2	0	0	49	1	1	0	2	51
Riverside	0	1	7	0	0	0	0	3	0	6	0	0	0	2	19	2	1	0	3	22
St. Clair-Superior	1	15	21	2	1	0	9	2	1	18	1	5	2	0	78	4	0	0	4	82
South Broadway	0	5	12	4	0	0	6	0	2	10	2	0	2	1	44	12	0	0	12	56
South Collinwood	0	33	10	3	0	0	9	8	1	19	3	11	3	3	103	8	3	1	12	115
South Tremont	10	13	17	3	1	0	7	4	4	23	4	1	1	2	90	7	1	0	8	98
Union-Miles Park	0	28	17	4	2	0	24	10	4	38	5	5	5	4	146	16	3	1	20	166
University	0	5	7	3	0	0	4	5	4	2	1	2	0	1	34	2	0	0	2	36
East Boulevard	0	15	5	2	0	0	1	0	0	11	2	5	0	0	41	9	3	0	12	53
Woodland Hills	1	11	13	4	1	0	10	10	5	17	1	7	2	0	82	9	4	0	13	95
TOTAL CITY OF CLEVELAND	39	497	431	75	18	14	292	174	89	507	72	146	89	64	2507	223	70	5	298	2805

BOYS																				
Suburbs	Arson	Asslt	Burg	Dis Con	Drugs	Homic	Rec Stol Prop	Robry	Sex	Theft	Tresp	Vand	Weap	Oth Del	Total Del	Incorr	Truancy	Curfew	Total Unruly	Grand Total
Bay Village	0	1	3	1	1	0	0	0	1	12	0	0	1	0	20	3	1	0	4	24
Beachwood	0	0	0	0	0	0	0	0	2	0	0	0	0	0	2	1	0	0	1	3
Bedford	0	2	7	1	1	0	0	2	0	13	0	5	0	2	33	3	4	0	7	40
Bedford Heights	3	5	5	3	0	0	0	1	6	7	0	3	3	0	36	1	3	0	4	40
Bentleyville	0	0	0	0	0	0	0	0	0	0	0	0	0	0	0	0	0	0	0	0
Berea	0	2	13	2	0	0	0	0	1	8	0	0	0	0	26	4	2	1	7	33
Bratenahl	0	0	0	0	0	0	0	0	0	0	0	0	0	0	0	0	0	0	0	0
Brecksville	4	2	1	0	0	0	0	0	1	1	0	3	0	0	12	0	0	0	0	12
Broadview Heights	0	1	1	0	0	0	0	0	0	0	1	1	1	2	7	0	1	0	1	8
Brooklyn	0	1	1	0	0	0	1	1	0	0	0	1	0	2	7	1	0	0	1	8
Brooklyn Heights	0	0	0	0	0	0	0	0	0	0	0	0	0	0	0	0	0	0	0	0
Brookpark	0	13	21	4	0	0	1	3	3	24	1	8	5	3	86	11	12	0	23	109
Chagrin Falls	0	1	0	0	0	0	3	0	0	1	1	6	0	0	12	0	0	0	0	12
Chagrin Falls Township	0	0	0	0	0	0	0	0	0	0	0	0	0	0	0	0	0	0	0	0
Cleveland Heights:																				
North	0	14	3	4	1	1	6	11	3	16	9	3	0	6	77	7	1	1	9	86
South East	0	3	3	8	1	0	3	7	4	9	5	2	2	2	49	3	1	3	7	56
South West	0	6	4	9	0	0	2	3	5	8	3	7	1	1	49	1	4	0	5	54
Total, Cleveland Hts.	0	23	10	21	2	1	11	21	12	33	17	12	3	9	175	11	6	4	21	196
Cuyahoga Heights	0	0	0	0	0	0	0	0	0	0	0	0	0	0	0	0	0	0	0	0
East Cleveland:																				
Chambers-Mayfield	1	14	9	1	0	0	13	7	5	7	6	4	1	0	68	2	4	0	6	74
Oakhill-Nela Park	0	9	6	0	0	0	7	4	2	9	2	2	0	2	43	5	3	0	8	51
Superior Hill-Rozelle	0	5	3	0	0	0	8	11	1	19	0	0	0	2	49	3	2	0	5	54
Total, East Cleveland	1	28	18	1	0	0	28	22	8	35	8	6	1	4	160	10	9	0	19	179
Euclid:																				
Edgecliffe	2	7	5	8	0	0	3	1	1	2	6	3	6	3	47	3	0	0	3	50
Euclid Creek	0	4	1	1	1	0	2	2	1	9	1	9	0	2	33	2	0	0	2	35
Lakeshore	1	4	7	3	0	0	1	1	0	5	3	1	2	3	31	2	1	1	4	35

TABLE 4

COMPLAINT TYPE FILED BY AREA OF RESIDENCE, 1984

<u>BOYS</u>							Rec							Oth	Total				Total	Grand
Suburbs, continued	Arson	Asslt	Burg	Dis Con	Drugs	Homic	Stol Prop	Robry	Sex	Theft	Tresp	Vand	Weap	Del	Del	Incor	Truancy	Curfew	Unruly	Total
Total,																				
Euclid	3	15	13	12	1	0	6	4	2	16	10	13	8	8	111	7	1	1	9	120
Fairview Park	0	1	5	1	0	0	2	0	2	3	0	0	0	0	14	1	5	0	6	20
Garfield Heights:																				
Elmwood-Maple Leaf	0	10	2	2	1	0	0	0	0	3	1	2	0	0	21	6	1	0	7	28
Garfield Park	0	11	4	2	3	1	6	2	1	10	0	2	2	0	44	8	5	0	13	57
Total,																				
Garfield Heights	0	21	6	4	4	1	6	2	1	13	1	4	2	0	65	14	6	0	20	85
Gates Mills	0	1	0	0	0	0	0	0	0	0	0	0	0	0	1	0	0	0	0	1
Glenwillow	0	0	0	0	0	0	0	0	0	0	0	0	0	0	0	0	0	0	0	0
Highland Heights	0	2	3	0	0	0	0	0	0	3	1	0	4	0	13	0	0	0	0	13
Hunting Valley	0	0	0	0	0	0	0	0	0	0	0	0	0	0	0	0	0	0	0	0
Independence	1	0	0	1	0	0	1	0	0	3	1	1	0	0	8	1	0	0	1	9
Lakewood:																				
Clifton-Lakewood Park	3	3	1	2	0	0	3	2	1	6	1	3	0	1	27	8	6	0	14	41
Gold Coast	2	2	3	1	1	0	1	0	0	4	0	2	1	1	18	2	3	1	6	24
Madison Park	3	9	10	1	1	0	3	2	0	23	3	2	0	4	61	4	7	0	11	72
Riverside-Hilliard	2	2	10	1	1	1	2	0	1	15	0	3	1	5	44	1	6	0	7	51
Total,																				
Lakewood	10	16	24	5	3	1	9	4	2	48	4	10	2	12	150	15	22	1	38	188
Linddale	0	0	0	0	0	0	0	0	0	0	0	0	0	0	0	0	0	0	0	0
Lyndhurst	0	5	2	2	0	0	0	0	1	4	2	0	0	0	16	1	4	0	5	21
Maple Heights:																				
Dunham-Rockside	1	5	8	4	0	0	3	0	0	8	5	3	1	0	38	1	2	0	3	41
Strafford-Raymond	0	6	10	2	0	0	0	0	0	2	2	5	3	0	30	1	9	0	10	40
Total,																				
Maple Heights	1	11	18	6	0	0	3	0	0	10	7	8	4	0	68	2	11	0	13	81
Mayfield	0	1	2	1	0	0	0	0	0	3	0	0	1	1	9	0	4	1	5	14
Mayfield Heights	1	2	9	3	0	0	0	0	2	6	0	2	2	0	27	1	0	1	2	29
Middleburg Hts.	0	5	6	0	0	0	0	0	0	5	0	6	0	2	24	3	2	0	5	29
Moreland Hills	0	1	1	0	0	0	0	0	0	1	1	0	0	0	4	1	1	0	2	6
Newburgh Hts.	0	1	0	0	0	0	0	0	0	0	0	2	0	0	3	1	0	0	1	4
North Olmsted	0	7	9	1	10	0	3	2	2	8	0	4	2	0	48	10	4	0	14	62
North Randall	0	1	0	1	0	0	0	1	0	1	0	0	0	0	4	0	0	0	0	4
North Royalton	0	4	1	1	0	0	1	0	1	1	1	0	0	2	12	1	0	0	1	13
Oakwood	0	2	2	0	0	0	1	0	0	1	0	1	0	0	7	0	0	0	0	7
Olmsted Falls	0	1	2	0	0	0	0	0	0	0	0	1	0	2	5	2	0	0	2	7
Olmsted Township	0	2	0	0	0	0	1	0	0	2	0	0	0	1	6	2	2	0	4	10
Orange	0	0	0	0	0	0	0	0	0	0	0	0	0	0	1	0	0	0	0	1
Parma:																				
Big Creek	0	6	6	0	0	0	0	0	0	14	4	5	0	1	36	0	0	0	0	36
Broadview-Thoreau Park	0	8	2	2	0	0	0	0	0	7	1	1	1	0	22	5	0	0	5	27
Dentzler-Green Valley	1	5	4	3	0	0	1	1	0	6	4	0	0	0	25	4	0	0	4	29
Ridgewood Lake	0	4	4	0	0	0	0	0	0	9	1	0	0	3	21	3	1	0	4	25
West Pleasant Valley	0	1	6	0	0	0	0	0	0	5	0	10	0	0	22	4	0	0	4	26
Total,																				
Parma	1	24	22	5	0	0	1	1	0	41	10	16	1	4	126	16	1	0	17	143
Parma Heights	0	2	4	3	0	0	0	0	0	11	0	6	0	0	26	3	1	0	4	30
Pepper Pike	0	1	2	2	0	0	0	0	0	1	1	0	0	0	7	0	0	0	0	7
Richmond Heights	0	0	0	0	0	0	0	0	0	0	2	0	0	0	2	0	2	0	2	4
Riveredge Twncshp.	0	0	0	0	0	0	0	0	0	0	0	0	0	0	1	0	1	0	1	2
Rocky River	1	0	3	0	0	0	0	0	1	1	0	5	0	0	11	1	0	0	1	12
Seven Hills	0	2	1	0	0	0	2	1	0	3	0	0	0	0	9	1	0	0	1	10
Shaker Heights:																				
Boulevard-Mercer	0	4	3	1	1	0	1	0	1	6	0	1	2	3	23	1	0	0	1	24
Onaway-Sussex	0	15	2	4	0	0	0	4	0	3	7	3	1	5	44	3	0	0	3	47
Total,																				
Shaker Heights	0	19	5	5	1	0	1	4	1	9	7	4	3	8	67	4	0	0	4	71
Solon	0	0	0	1	0	0	0	0	0	4	1	1	5	12	0	0	0	0	0	12
South Euclid	0	3	8	1	0	0	5	0	2	11	3	3	0	1	37	1	0	0	1	38
Strongsville	0	5	3	2	0	0	2	3	0	13	2	7	0	2	39	10	0	0	10	49
University Heights	0	3	1	1	0	1	2	1	1	2	0	1	0	1	14	2	1	0	3	17
Valley View	0	0	1	0	0	0	0	0	0	1	1	0	0	0	3	1	0	0	1	4
Walton Hills	0	0	0	1	0	0	0	0	0	1	0	0	0	0	2	1	0	0	1	3
Warrensville Hts.	1	10	9	8	3	0	10	4	0	16	7	14	4	6	92	11	3	0	14	106
Westlake	1	7	2	0	0	0	0	0	0	2	0	10	0	1	23	2	1	0	3	26
Woodmere	0	0	0	0	0	0	0	0	0	0	0	0	0	0	0	0	0	0	0	0
Total,																				
Suburbs	28	254	244	99	28	4	100	77	52	374	93	164	48	78	1643	160	110	9	279	1922
S.P.A. Unknown	0	1	3	0	0	0	0	0	1	1	1	0	0	0	7	4	0	0	4	11
Out of County	0	12	14	0	3	0	11	12	1	41	5	7	6	6	118	1	2	0	3	121
GRAND TOTAL	67	764	692	174	49	18	403	263	143	923	171	317	143	148	4275	388	182	14	584	4859

TABLE 4

COMPLAINT TYPE FILED BY AREA OF RESIDENCE, 1984

GIRLS

City of Cleveland	Arson	Asslt	Burg	Dis Con	Drugs	Homic	Rec Stol Prop	Robry	Sex	Theft	Tresp	Vand	Weap	Oth Del	Total Del	Incorr	Truancy	Curfew	Total Unruly	Grand Total
Archwood-Denison	0	2	0	0	0	0	0	0	0	0	0	0	0	0	2	3	0	0	3	5
Buckeye-Shaker	0	4	0	0	0	0	0	0	0	6	0	0	0	0	10	4	1	0	5	15
Central	0	9	0	3	1	0	0	2	0	6	1	1	1	4	28	15	1	0	16	44
Clark-Fulton	0	6	1	0	1	1	0	0	0	5	1	1	0	0	16	17	3	0	20	36
Corlett	0	10	0	2	0	0	2	0	0	4	0	1	1	2	22	11	0	0	11	33
Cudell	0	5	2	2	0	0	0	0	0	2	0	0	0	0	11	8	1	0	9	20
Detroit-Shoreway Near West Side	0	6	0	2	1	0	0	0	0	4	0	2	2	2	19	28	3	0	31	50
Downtown	0	3	1	3	0	0	0	0	1	3	0	1	0	1	13	11	0	0	11	24
Edgewater	0	0	1	0	0	0	1	0	0	0	0	0	0	0	2	4	1	0	5	7
Euclid-Green	0	2	0	0	1	0	0	0	0	3	1	0	0	1	8	5	0	0	5	13
Fairfax	0	0	0	0	0	0	0	1	0	7	0	0	0	0	8	5	0	0	5	13
Forest Hills	0	6	1	0	0	0	1	2	0	6	0	0	1	2	19	12	0	0	12	31
Glenville	0	5	1	3	2	0	0	2	0	10	0	0	2	0	25	17	0	0	17	42
Hough	0	26	3	0	0	1	0	2	1	6	1	1	2	3	46	14	2	0	16	62
Industrial Valley	0	1	0	0	0	0	0	0	0	0	0	0	0	0	1	0	0	0	0	1
Jefferson	0	0	0	0	0	0	0	0	0	3	0	1	0	1	5	6	2	0	8	13
Kamm's Corners	0	0	0	0	0	0	0	0	0	1	0	0	0	0	1	3	1	0	4	5
Kinsman	0	3	1	2	0	0	1	0	0	1	0	0	1	0	9	9	4	0	13	22
Lee-Miles	0	3	0	0	0	0	0	1	0	3	0	0	2	0	9	3	0	0	3	12
Mt. Pleasant	0	4	0	1	0	0	0	0	1	9	0	0	0	0	15	11	2	0	13	28
North Broadway	1	1	1	0	0	0	0	0	0	1	0	0	0	1	5	8	1	0	9	14
North Collinwood	0	0	0	0	0	0	0	0	0	5	2	0	0	1	8	9	0	0	9	17
Ohio City Near West Side	0	7	6	3	0	0	1	0	0	4	0	1	0	3	25	13	2	0	15	40
Old Brooklyn	0	5	0	0	0	0	0	1	0	4	0	0	0	0	10	10	2	0	12	22
Payne/Kirtland Park	0	2	0	0	0	0	0	0	0	0	0	2	0	0	4	2	0	0	2	6
Puritas-Longmead	0	0	0	0	0	0	0	0	0	5	0	0	0	1	6	6	2	0	8	14
Riverside	0	0	1	0	0	0	0	0	0	1	0	0	0	0	2	1	4	0	5	7
St. Clair-Superior	0	6	1	0	1	0	1	1	0	5	0	0	0	3	18	12	4	0	16	34
South Broadway	0	4	2	2	0	0	0	1	0	1	0	1	1	2	14	14	3	0	17	31
South Collinwood	0	7	0	1	1	0	0	0	0	6	0	0	0	1	16	5	1	0	6	22
Tremont	1	5	0	1	1	0	0	0	0	7	0	0	0	0	15	6	1	0	7	22
Union-Miles Park	0	13	3	3	0	0	0	2	0	3	0	1	0	3	8	16	2	0	18	46
University	0	1	0	0	0	0	0	2	0	1	0	0	0	0	4	5	0	0	5	9
West Boulevard	0	4	0	0	1	0	0	0	0	4	0	2	0	1	12	13	3	0	16	28
Woodland Hills	1	14	0	4	1	0	1	0	0	5	0	0	0	2	28	12	0	0	12	40
TOTAL CITY OF CLEVELAND	3	164	25	32	11	2	8	17	3	131	6	15	13	34	464	318	46	0	364	828

GIRLS

Suburbs	Arson	Asslt	Burg	Dis Con	Drugs	Homic	Rec Stol Prop	Robry	Sex	Theft	Tresp	Vand	Weap	Oth Del	Total Del	Incorr	Truancy	Curfew	Total Unruly	Grand Total	
Bay Village	0	0	0	2	0	0	0	0	0	0	0	0	0	0	2	0	0	0	0	2	
Beachwood	0	0	0	0	0	0	0	0	0	0	0	0	0	0	0	4	1	0	0	5	5
Bedford	0	0	0	0	0	0	0	0	0	1	0	0	0	1	2	3	3	0	6	8	
Bedford Heights	0	3	0	2	0	0	0	0	0	1	0	0	0	0	6	1	5	0	6	12	
Bentleyville	0	0	0	0	0	0	0	0	0	0	0	0	0	0	0	0	0	0	0	0	
Berea	0	0	0	0	0	0	0	0	0	3	0	0	0	1	4	0	2	0	2	6	
Bratenahl	0	0	0	0	0	0	0	0	0	0	0	0	0	0	0	0	0	0	0	0	
Brecksville	1	0	0	0	0	0	0	0	0	0	0	0	0	0	1	1	0	0	1	2	
Broadview Heights	0	0	0	0	0	0	0	0	0	0	0	0	0	1	1	2	0	0	2	3	
Brooklyn	0	0	0	0	0	0	0	0	0	2	0	0	0	0	2	3	0	0	3	5	
Brooklyn Heights	0	0	0	0	0	0	0	0	0	0	0	0	0	0	0	0	0	0	0	0	
Brookpark	0	6	3	0	0	0	0	0	0	3	0	1	0	4	17	6	5	0	11	28	
Chagrin Falls	0	0	0	0	0	0	0	0	0	0	0	0	0	0	0	0	1	0	1	1	
Chagrin Falls Township	0	0	0	0	0	0	0	0	0	0	0	0	0	0	0	0	0	0	0	0	
Cleveland Heights:																					
North	0	4	1	1	0	0	0	0	1	0	0	0	0	0	7	5	0	1	6	13	
South East	0	1	0	2	1	0	0	1	0	1	2	1	0	0	9	6	4	0	10	19	
South West	0	3	1	0	0	0	0	0	0	3	0	0	0	2	9	1	4	0	5	14	
Total, Cleveland Hts.	0	8	2	3	1	0	0	1	1	4	2	1	0	2	25	12	8	1	21	46	
Cuyahoga Heights	0	0	0	0	0	0	0	0	0	0	0	0	0	0	0	1	0	0	1	1	
East Cleveland:																					
Chambers-Mayfield	0	5	0	2	0	0	0	0	0	1	1	2	1	1	13	3	2	0	5	18	
Oakhill-Nela Park	0	3	0	0	0	0	0	0	0	3	1	0	0	1	8	5	3	0	8	16	
Superior Hill-Rozelle	0	2	0	1	0	0	0	0	0	1	0	1	0	1	6	8	3	0	11	17	
Total, East Cleveland	0	10	0	3	0	0	0	0	0	5	2	3	1	3	27	16	8	0	24	51	
Euclid:																					
Edgecliffe	0	1	0	0	0	0	0	0	0	0	0	0	0	0	1	1	0	0	1	2	
Euclid Creek	0	0	0	0	1	0	0	0	0	5	0	3	0	0	9	8	1	0	9	18	
Lakeshore	0	2	1	0	0	0	0	0	0	1	0	0	0	0	4	3	2	0	5	9	

TABLE 4

COMPLAINT TYPE FILED BY AREA OF RESIDENCE, 1984

GIRLS	Arson	Asslt	Burg	Dis Con	Drugs	Homic	Rec Stol Prop	Robry	Sex	Theft	Tresp	Vand	Weap	Oth Del	Total Del	Incor	Truancy	Curfew	Total Unruly	Grand Total	
Suburbs, continued																					
Total,																					
Euclid	0	3	1	0	1	0	0	0	0	6	0	3	0	0	14	12	3	0	15	29	
Fairview Park	0	0	0	0	0	0	0	0	0	1	0	0	0	1	2	2	1	0	3	5	
Garfield Heights:																					
Elmwood-Maple Leaf	0	0	0	0	0	0	0	0	0	2	1	0	0	0	3	0	3	0	3	6	
Garfield Park	0	6	0	2	0	0	1	0	0	0	1	0	1	0	11	1	3	0	4	15	
Total,																					
Garfield Heights	0	6	0	2	0	0	1	0	0	2	2	0	1	0	14	1	6	0	7	21	
Gates Mills	0	0	0	0	0	0	0	0	0	0	0	0	0	0	0	0	0	0	0	0	
Glenwillow	0	0	0	0	0	0	0	0	0	0	0	0	0	0	0	0	0	0	0	0	
Highland Heights	0	0	0	0	0	0	0	0	0	0	0	0	0	0	0	0	0	0	0	0	
Hunting Valley	0	0	0	0	0	0	0	0	0	0	0	0	0	0	0	0	0	0	0	0	
Independence	0	1	0	0	0	0	0	0	0	0	0	3	0	0	4	1	0	0	1	5	
Lakewood:																					
Clifton-Lakewood Park	0	0	0	0	0	0	0	0	0	2	1	0	0	2	5	3	9	0	12	17	
Gold Coast	0	0	0	0	0	0	0	0	0	0	0	0	0	0	0	2	1	0	3	3	
Madison Park	0	2	1	2	1	0	0	0	0	4	0	0	0	10	3	15	0	18	28		
Riverside-Hilliard	0	3	1	1	0	0	0	1	0	2	1	0	0	2	11	3	1	0	4	15	
Total,																					
Lakewood	0	5	2	3	1	0	0	1	0	8	2	0	0	4	26	11	26	0	37	63	
Linndale	0	0	0	0	0	0	0	0	0	0	0	0	0	0	0	0	0	0	0	0	
Lyndhurst	0	0	0	0	0	0	0	0	0	1	0	0	1	0	2	0	1	0	1	3	
Maple Heights:																					
Dunham-Rockside	0	1	1	0	0	0	2	0	0	0	0	0	0	0	4	2	4	0	6	10	
Strafford-Raymond	0	2	0	1	0	0	1	0	0	1	0	1	0	0	6	1	5	0	6	12	
Total,																					
Maple Heights	0	3	1	1	0	0	3	0	0	1	0	1	0	0	10	3	9	0	12	22	
Mayfield	0	0	0	0	0	0	0	0	0	0	0	0	0	0	0	0	1	0	1	1	
Mayfield Heights	0	0	0	0	0	0	0	0	0	0	0	0	0	0	1	2	1	4	4	4	
Middleburg Hts.	0	0	0	0	0	0	0	0	0	0	0	0	0	1	1	2	4	0	6	7	
Moreland Hills	0	0	0	0	0	0	0	0	0	0	0	0	0	0	0	0	0	0	0	0	
Newburgh Hts.	0	0	0	0	0	0	0	0	0	0	0	0	0	0	0	0	0	0	0	0	
North Olmsted	0	7	2	0	4	0	0	0	0	1	0	0	0	14	5	0	0	5	19	0	
North Randall	0	0	0	0	0	0	0	0	0	0	0	0	0	0	0	0	0	0	0	0	
North Royalton	0	0	0	0	0	0	0	0	0	2	0	0	0	0	2	4	0	0	4	6	
Oakwood	0	0	0	0	0	0	0	0	0	2	0	2	0	0	4	3	2	0	5	9	
Olmsted Falls	0	0	0	0	0	0	0	0	0	0	0	0	0	0	0	0	2	0	2	2	
Olmsted Township	0	0	0	0	0	0	0	0	0	1	0	0	0	1	2	2	3	0	5	7	
Orange	0	0	0	0	0	0	0	0	0	0	0	0	0	0	0	0	0	0	0	0	
Parma:																					
Big Creek	0	2	1	1	0	0	0	0	0	1	0	1	0	0	6	6	0	0	6	12	
Broadview-Thoreau Park	0	1	0	0	0	0	0	0	0	4	0	0	0	0	5	0	0	0	0	5	
Dentzler-Green Valley	0	2	0	1	0	0	0	0	0	2	0	0	0	0	5	4	1	0	5	10	
Ridgewood Lake	0	2	1	0	0	0	0	0	0	4	0	0	0	0	7	2	0	0	2	9	
West Pleasant Valley	0	2	0	1	0	0	0	0	0	3	2	0	0	1	9	6	0	0	6	15	
Total,																					
Parma	0	9	2	3	0	0	0	0	0	14	2	1	0	1	32	18	1	0	19	51	
Parma Heights	0	2	0	2	0	0	0	0	0	3	0	1	0	0	8	4	0	0	4	12	
Pepper Pike	0	0	0	0	0	0	1	0	0	0	2	0	0	0	3	0	0	0	0	3	
Richmond Heights	0	0	0	0	0	0	0	0	0	1	0	0	0	0	1	1	0	0	1	2	
Riveredge Twtnshp.	0	0	0	0	0	0	0	0	0	0	0	0	0	0	0	0	0	0	0	0	
Rocky River	0	0	0	1	0	0	0	0	0	1	0	0	0	1	3	0	1	0	1	4	
Seven Hills	0	2	0	0	0	0	0	0	0	1	0	0	0	0	3	1	0	0	1	4	
Shaker Heights:																					
Boulevard-Mercer	1	0	0	0	0	0	0	0	0	1	1	0	0	1	4	0	0	0	0	4	
Onaway-Sussex	0	0	0	0	0	0	0	0	0	2	0	0	0	0	2	5	0	0	5	7	
Total,																					
Shaker Heights	1	0	0	0	0	0	0	0	0	3	1	0	0	1	6	5	0	0	5	11	
Solon	0	0	0	1	0	0	0	0	0	4	0	0	0	0	5	0	0	0	0	5	
South Euclid	0	0	0	0	0	0	1	0	0	2	0	0	0	1	4	2	3	0	5	9	
Strongsville	0	2	0	0	0	0	0	0	0	5	0	0	0	0	5	7	0	0	7	14	
University Heights	0	0	0	1	0	0	0	0	0	1	1	0	0	0	3	2	2	0	4	7	
Valley View	0	0	0	0	0	0	0	0	0	0	0	0	0	0	0	0	0	0	0	0	
Walton Hills	0	0	0	1	0	0	0	0	0	1	0	0	0	0	0	0	0	0	0	0	
Warrensville Hts.	0	2	2	1	0	1	2	0	0	4	0	3	1	0	16	8	1	0	9	25	
Westlake	0	0	0	0	0	0	0	0	0	1	0	0	0	1	2	2	3	0	5	7	
Woodmere	0	0	0	0	0	0	0	0	0	0	0	0	0	0	0	0	0	0	0	0	
Total,																					
Suburbs	2	69	15	25	7	1	8	2	1	84	14	19	4	24	275	146	104	2	252	527	
Out of County	0	1	0	0	0	0	6	1	1	7	2	1	0	2	21	5	0	0	5	26	
GRAND TOTAL	5	234	40	57	18	3	22	20	5	222	22	35	17	60	760	469	150	2	621	1,381	

TABLE 5

DELINQUENCY AND UNRULY COMPLAINTS, 1984 COMPARED WITH 1983

COMPLAINTS	BOYS' CASES		GIRLS' CASES		TOTAL CASES	
	1984	1983	1984	1983	1984	1983
Delinquency:						
Arson	67	53	5	11	72	64
Assault	764	759	234	285	998	1,044
Burglary	692	782	40	37	732	819
Disorderly Conduct	174	266	57	66	231	332
Drugs	49	76	18	26	67	102
Homicide	18	19	3	1	21	20
Liquor Violations	9	59	5	17	14	76
Robbery	263	296	20	17	283	313
Receiving Stolen Property	403	286	22	35	425	321
Sex Offenses	143	139	5	17	148	156
Theft	923	1,093	222	382	1,145	1,475
Trespassing	171	232	22	27	193	259
Vandalism	317	421	35	49	352	470
Weapons	143	117	17	16	160	133
Other Delinquency	139	141	55	19	194	160
TOTAL DELINQUENCY	4,275	4,739	760	1,005	5,035	5,744
Unruly:						
Incorrigibility	387	377	469	490	858	867
Truancy	182	312	150	257	330	569
Runaway	1	11	0	13	1	24
Curfew	14	33	2	11	16	44
TOTAL UNRULY	584	733	621	771	1,205	1,504
GRAND TOTAL —						
DELINQUENCY & UNRULY . . .	4,859	5,472	1,381	1,776	6,240	7,248

TABLE 6**CASES UNDER SUPERVISION OF THE PROBATION DEPARTMENT, 1984**

District Office	Cases Brought Forward From 1983	Cases Received For Supervision	Total Cases Supervised	Cases Closed From Supervision	Cases Carried Forward To 1985
Shaker	330	370	700	432	268
Miles	251	361	612	362	250
Hough	334	330	664	412	252
East Cleveland	298	456	754	449	305
Near West Side	380	274	654	384	270
Far West Side	281	365	646	354	292
South West Side	230	249	479	265	214
Placement	210	188	398	176	222
TOTAL	2,314	2,593	4,907	2,834	2,073

TABLE 7**CHILDREN UNDER CARE IN THE DETENTION CENTER
1984 COMPARED WITH 1983**

	BOYS		GIRLS		TOTAL	
	1984	1983	1984	1983	1984	1983
Under January 1 Admitted During the Year	38	45	25	21	63	66
Total Under Care Released During The Year	2,214	1,829	1,081	785	3,295	2,614
Under Care Dec. 31	2,252	1,874	1,106	806	3,358	2,680
Total Days Care Furnished	2,155	1,863	1,054	781	3,209	2,617
Average Daily Population	97	38	52	25	149	63
Average Length of Stay in Days	25,813	20,824	12,496	9,849	38,309	30,673
	71	57	34	27	105	84
	12	11.6	11.9	13	11.9	12

TABLE 8


AGES OF DELINQUENT AND UNRULY CHILDREN, 1984

Ages	BOYS	GIRLS	TOTAL
Eight and Under	8	2	10
Nine	28	3	31
Ten	37	4	41
Eleven	65	21	86
Twelve	188	49	237
Thirteen	411	140	581
Fourteen	739	256	995
Fifteen	1,039	349	1,388
Sixteen	1,096	327	1,423
Seventeen	1,218	230	1,448
TOTAL	4,859	1,381	6,240

TABLE 9

DIAGNOSES OF PATIENTS EXAMINED BY THE COURT PSYCHIATRISTS, 1984

DIAGNOSIS	BOYS	GIRLS	ADULTS	TOTAL
<i>Psychosis</i>				
Schizophrenia, Paranoid Type	0	1	1	2
Psycho-Neurosis, Mixed	14	8	0	22
Schizoid Personality	0	1	0	1
<i>Neurosis</i>				
Depressive Reaction	18	13	3	34
Phobic Reaction	4	0	0	4
Other Reactions	5	0	0	5
<i>Personality Disorders</i>				
Anti-Social Personality	2	0	0	6
Passive-Dependent Personality	121	81	0	202
Borderline Personality	0	0	1	1
Other Personality Disorders	0	2	3	5
<i>Transient Situation Disturbances</i>				
Adjustment Reaction of Childhood	6	0	0	6
Adjustment Reaction of Adolescence	121	82	0	202
Adjustment Reaction — Adult	0	0	1	1
<i>Behavior Disorders</i>				
Anxiety Reaction	6	3	0	9
Conduct Disorders	82	31	0	113
<i>Other Disorders</i>				
Mental Retardation, Mild	1	0	1	2
Drug Dependence	7	1	0	8
Substance Abuse	2	0	0	2
<i>Other</i>				
No Diagnosis Made	260	146	49	455
Diagnosis Deferred	2	3	0	5
TOTAL	532	290	60	882



6

LOCATIONS

THE COURT MAINTAINS THIRTEEN OFFICES AROUND THE COUNTY. THE VARIED LOCATIONS ENSURE EASY ACCESS TO COURT SERVICES FOR THE RESIDENTS OF CUYAHOGA COUNTY AND AN INCREASED AWARENESS OF THE NEEDS OF THE VARIOUS COMMUNITIES BY COURT STAFF.

MAIN COURT

2163 East 22nd Street
Cleveland, OH 44115
443-8400
Services: Courtrooms
Administration
Legal Department
Probation Department
Detention Center

LOEWS BUILDING

1515 Euclid Avenue
Cleveland, OH 44115
443-5800
Services: Courtrooms
Support Department

MILES OFFICE

9119 Miles Avenue
Cleveland, OH 44105
641-7452
Services: Intake
Probation

CLEVELAND HEIGHTS OFFICE

2983 Mayfield
Cleveland Hts., OH 44106
321-7380
Services: Intake

NEAR WEST OFFICE

4115 Bridge Avenue
Cleveland, OH 44113
281-1630
Services: Intake
Probation

EAST CLEVELAND OFFICE

13308 Euclid Avenue
East Cleveland, OH 44112
851-3019
Services: Probation

SHAKER OFFICE

11800 Shaker Blvd.
Cleveland, OH 44120
752-8940
Services: Probation

EUCLID OFFICE

21331 Wilmore Avenue
Euclid, OH 44123
289-2779
Services: Intake

SHAKER HEIGHTS OFFICE

3355 Lee Road
Shaker Heights, OH 44120
921-7000
Services: Intake

FAR WEST OFFICE

21211 West 117th Street
Cleveland, OH 44111
631-1211
Services: Probation

SOUTHWEST OFFICE

5361 Pearl Road
Parma, OH 44129
749-1200
Services: Intake
Probation

LAKESWOOD OFFICE

12650 Detroit
Lakewood, OH 44107
521-0334
Services: Intake

UNIVERSITY CIRCLE OFFICE

1949 East 105th Street
Cleveland, OH 44106
795-3497
Services: Intake
Probation