

**CUYAHOGA COUNTY  
COURT OF COMMON PLEAS  
JUVENILE COURT DIVISION**



**2004  
ANNUAL REPORT**

***To Administer Justice,  
Rehabilitate Juveniles,  
Support and Strengthen  
Families, and Promote  
Public Safety***

***-Mission Statement***

**JUDGES:**

***Honorable Joseph F. Russo,  
Administrative Judge***

***Honorable Peter M. Sikora***

***Honorable Patrick F. Corrigan***

***Honorable John W. Gallagher***

***Honorable Janet E. Burney***

***Honorable Alison L. Floyd***



## TABLE OF CONTENTS

<b>OPEN LETTER .....</b>	<b>1</b>
<b>OUR JUVENILE COURT JUDGES .....</b>	<b>3</b>
<b>COURT SERVICES .....</b>	<b>4</b>
• Clerk's Office .....	4
• Docket Changes .....	4
• Juvenile Court Drug Courts .....	5
<b>DETENTION SERVICES .....</b>	<b>6</b>
• Highlights .....	6
• Volunteer Services Program .....	7
<b>FISCAL .....</b>	<b>8</b>
<b>PROBATION SERVICES .....</b>	<b>9</b>
• Probation Investigation and Supervision .....	9
• School Based Probation .....	10
• ODYS Population Management Program .....	10
• East Cleveland Gang-Free Schools Initiative.....	11
<b>STATISTICAL INFORMATION .....</b>	<b>12</b>
<b>OFFICE LOCATIONS .....</b>	<b>29</b>
<b>NOTES .....</b>	<b>30</b>



*Note: The cover photo was taken of the historic sculpture on the front of the Juvenile Court building on East 22nd Street.*

*According to the building's architect, Frank W. Bail (December 1932), "The tower of the Administration Building is decorated with a sculptural group symbolizing the care and guidance of children which is the primary function of the entire project."*

## OPEN LETTER

TO: The Citizens of Cuyahoga County

The Honorable Thomas Moyer  
Chief Justice, Supreme Court of Ohio

The Honorable Tim Hagan, Peter Lawson Jones and Jimmy Dimora  
Commissioners of Cuyahoga County

The Honorable Thomas Stickrath  
Director, Ohio Department of Youth Services

It is with great pride that I report to you the many challenges surrounding the work of this Court and the remarkable successes achieved by the talented and dedicated jurists and staff that comprise the Cuyahoga County Juvenile Court.

Major initiatives were undertaken in 2004 addressing that portion of the Court's docket involving abuse, neglect, and dependency cases. Mindful of the overall goal to minimize the time youth must spend in out of home placements, the Court consulted with the Supreme Court of Ohio Family Law Management staff. This process resulted in a comprehensive set of recommendations to improve our case scheduling, develop uniformity in our procedures, and improve our training and technology.

Significant changes were made to our dockets so that all the magistrates assigned to abuse, neglect and dependency cases can now concentrate on those cases only. A separate docket has been created for private custody matters, allowing our abuse, neglect and dependency magistrates greater time to devote to their caseload. In total, nearly 75 of the recommendations have been addressed representing over 80% of the entire study.

Incremental progress was continued in other areas of the Court's docket management efforts. By year's end, fewer than 1,000 cases, which comprise approximately 10% of all pending matters, exceeded the Ohio Supreme Court Guidelines. This record low number represents our greatest level of compliance with Supreme Court requirements in decades.

This Court believes in community service as a dispositional option for youth on probation. I am pleased to report that more than 41,000 hours of valuable court-ordered community service were performed by juvenile offenders. These hours represent a positive and productive return to the community, and an important lesson for youth in their probation experience.

Another promising program developed during 2004 is our school based probation project. With the assistance of federal funding, probation staff are operating directly out of two area high schools. This project involved 137 youth involved with a wide range of delinquent

## *OPEN LETTER (continued)*

activity. Of these at risk youth, none were expelled and only two were placed outside their homes during the school year. It is our hope to expand our project and maintain the success through the daily monitoring and careful supervision that is a hallmark of this program.

During this period of budgetary constraints, our Court initiated a program designed to monitor juveniles committed to the Ohio Department of Youth Services. By closely tracking correctional programs and individual progress, we can limit the total cost to the Court for these commitments and protect state dollars available to the Court for community based programming.

Finally, we successfully secured \$1.3 million from the Board of County Commissioners to upgrade the Court's information systems infrastructure. As a result, the Court was able to: replace 515 workstations and 11 servers; upgrade its network switches; and, convert from analog to digital recording in all of the courtrooms. These changes have allowed the Court to increase productivity through faster access to information and improve its service to youth and families.

As in years past, none of the accomplishments described in this report could have been attained without the commitment to excellence exhibited by my fellow jurists and staff. They exemplify the spirit and work ethic required to truly and effectively implement our mission statement to "administer justice, rehabilitate juveniles, support and strengthen families and promote public safety."

Along with the report of our achievements, I hereby submit, in compliance with the Ohio Revised Code Section 2151.18, the 2004 Annual Report of the Cuyahoga County Juvenile Court concerning the number and kinds of cases before it, their dispositions, and other data pertaining to the work of the Court.

Respectfully,

Honorable Joseph F. Russo  
Administrative Judge, 2004


## OUR JUVENILE COURT JUDGES



Honorable  
**Joseph F. Russo**  
*Administrative Judge*



Honorable  
**Peter M. Sikora**



Honorable  
**Patrick F. Corrigan**



Honorable  
**John W. Gallagher**



Honorable  
**Janet E. Burney**



Honorable  
**Alison L. Floyd**

## COURT SERVICES

### CLERK'S OFFICE

The office of the Clerk of Court is responsible for the preservation and maintenance of all papers filed in every action or proceeding initiated in Juvenile Court. The office initiates all proceedings by accepting for filing all new complaints that are filed in Juvenile Court. Subsequent pleadings are filed and recorded on the appearance docket. The appearance docket contains the names of the parties, names of counsel, a record of the issuance of summons, writs or process, and the filing of each paper. Upon the jurist's decision, a judgment is prepared and, after the jurist signs it, the clerk enters it upon the journal and serves all appropriate parties pursuant to the Civil Rules. A judgment is effective only when entered by the clerk upon the journal.

As the record keeper of the Court, the Clerk's Office also responds to requests for information from clients and attorneys. Since much of what is filed in Juvenile Court is not public information, caution must be used when disseminating information.

Journal entries were imaged and placed onto compact discs in 2004. In addition, new shelving was installed to house court files. The imaging and the installation of the shelving aids in the timely retrieval of information. We are now able to provide copies of records immediately upon the request of clients and attorneys.

The issuance of witness vouchers and cash receipts have been automated. The automation of the issuance of witness vouchers and cash receipts provides better record keeping and allows the clients to spend less time waiting in our office.

### DOCKET CHANGES

Significant efforts and planning were done in 2004 by the Court to improve the efficiency of the magistrates who hear abuse, dependency and neglect (AD) cases. The six magistrates who hear these cases also handle the private custody/visitation matters filed with the Court.

While planning took place in late 2004 to establish two new private custody / visitation dockets, hearings will not commence until after the first of the year. This major change in the way the Court plans to handle these cases allows the AD magistrates more time and docket space to provide the quality attention required by the abuse, neglect and dependency cases.

The Court also secured the services of Steve Hanson, Family Law Caseflow Manager of the Supreme Court of Ohio to perform an Abuse, Neglect and Dependency Caseflow and Operational Review. Hanson's report resulted in 87 recommendations addressing issues such as case scheduling, uniform procedures, technology and training. By the end of 2004, the Court took action on nearly 80% of the recommendations. These included the creation of: AD hearing "checklists" which offer cogent guidelines to the magistrates as they relate to the issues requiring attention during emergency custody, adjudication, dispositional and permanency planning hearings; standard journal entries; Juvenile Rule 29 docketing guidelines; and, performance goals and expectations such as establishing a culture that hearings will go forward in a timely fashion on the date they are scheduled.



## COURT SERVICES

### JUVENILE COURT DRUG COURTS

The delinquency and family Drug Courts were implemented in Cuyahoga County Juvenile Court in 1999 and 2001 respectively. After the success and promise of the delinquency program became apparent, the Juvenile Court judges committed to providing the same service and support to substance abusing parents in danger of losing custody of their infant children as they had to adolescents facing continuous legal and health problems because of substance use.

In 2004 the Family Drug Court celebrated the reunification of 83 families since inception and the Delinquency Drug Court celebrated 139 graduates. Both programs have engaged families in such a way that participants work hard and pledge to meet high expectations to achieve sobriety. This is evident in the high level of attendance rates of the program participants. The juveniles attend their court hearings at a rate of 97% and the adults at a rate of 87%.

In order to better serve the populations, the Court expanded both programs from one to two hearing days per week each. With the cooperation and support of our partners; the Department of Children and Family Services, the Offices of the Public Defender and Prosecutor, and the local adult and adolescent treatment communities, we have been able to be more inclusive and increase the numbers of Cuyahoga County families served. This two day schedule now allows the public defender to spend more time advising clients in the family program. It has enabled the juvenile program to develop an intensive orientation program which is facilitated by representatives from the Public Defender's office and from the adolescent treatment community.

The Juvenile Drug Court also expanded its services to families by piloting the *Parent Project* which is a twelve week education program sponsored by the Ohio Attorney General's Office for parents of teens who exhibit destructive behavior.

*These additions have enabled us to achieve the primary goals of drug courts:*

- ◇ Provide tools for families to live healthily and improve quality of life.
- ◇ Achieve sobriety for children and adults through education, treatment and immediate appropriate responses to positive and negative behaviors.
- ◇ Provide support through interaction with the magistrate, drug court team, and drug court participants.
- ◇ Provide treatment and service providers with court support that assists in service delivery efforts.
- ◇ Assist residents of Cuyahoga County in developing a sense of trust in the juvenile justice system while assisting participants in becoming responsible members of the community.
- ◇ Reduce the length of time children are out of parent's custody through reunification.
- ◇ Achieve permanency for children more quickly through legal and permanent custody.
- ◇ Prevent removal of parent's unborn children/ prevent further children being born with positive toxicity screens.

## **DETENTION SERVICES**

### **DETENTION SERVICES HIGHLIGHTS**

During 2004, the success rate of Detention Admissions Screening Instrument (DASI) was reviewed. Of those youngsters diverted to alternative detention because their scores did not meet admission criteria, 87% did show up for court and did not appear with additional charges. The other 13%, who were diverted, failed to show for their hearing, necessitating a warrant for their arrest. Those picked up on warrants came in with very few new charges.

One of the most important performance indicators in detention is the measurement of quality of life for the residents. This is done through the use of a Social Climate Study. Significant progress has been made since 1998, when the Cuyahoga County Juvenile Detention Center rated in the bottom fifth of the country. As of 2004, the Detention Center moved to the 57<sup>th</sup> percentile and continues to show improvement. These changes can be attributed to several program improvements, including the amount of time social workers spend with resident's volunteer activities.

The Cleveland Treatment Project Safe (Stay AIDS Free through Education) commenced during this year. Advocacy groups volunteered their time to provide HIV education and awareness to the youth.

In order to better serve residents in confinement with mental health issues, measures were taken to enhance capabilities by providing a protective environment for this population. In addition, cameras were installed in isolation rooms, thereby affording constant visual supervision with residents with suicidal tendencies.

The Board of County Commissioners funded an emergency generator that will provide all residential areas with utilities (i.e. heat, air-conditioning, and lighting) during blackouts. Only minimal electricity and lighting was provided by the previous antiquated generator.

The Detention Center has reduced laundry costs by performing all laundry in-house rather than contracting for the service.

Alternative detention has increased its capacity to serve juveniles placed on electronic monitoring. New technology allows the electronic monitoring base unit to be plugged into any home outlet thereby increasing ways to monitor the juvenile's activities. Although landlines are still used, this new technology provides the opportunity to monitor a broader population who do not have landlines.

During the latter part of 2004, a contract was signed with the American Correctional Association (ACA) to begin the process of accreditation for the Juvenile Detention Facilities.

## ***DETENTION SERVICES***

### **VOLUNTEER SERVICES PROGRAM**

The Volunteer Services program had a spectacular year of intellectually stimulating and highly entertaining individuals and organizations as presenters to the residents and staff of the Detention Center. The residents were presented with many opportunities to become better acquainted with valuable resources in their own communities.

The Volunteer Services Speaker's Series provided high profile presenters such as U.S. Olympic Champion - Harrison Dillard; President of Cleveland City Council - Frank Jackson; Special Agent-In-Charge, Cleveland Federal Bureau of Investigation - Gerald Mack; past Mayoral Candidate and prominent attorney - Raymond Pierce; and President of the Metropolitan Campus of Cuyahoga Community College - Dr. Lawrence Simpson. This list is not all inclusive.

The Detention Center residents had the opportunity to gain valuable information from highly knowledgeable persons such as Dr. Brian Davis - Biomedical Engineer at the Cleveland Clinic, John Mack - Author and Motivational Speaker, John Pace expert on Prisons and Confinement, Khalid A. Samad - Assistant Director of Public Safety for the City of Cleveland, Yvonne Pointer Triplett & Stephanie Ratticliff - motivational speakers, authors and mother's of children lost to violence.

The residents were enlightened by many community programs and resources available for their benefit, such as the Youth Employment Program, the Better Way Institute, JPC Computer Learning Center, Sport's World Pros, Cleveland Clinic John Hay Partnership, the AIDS Task Force, Girl Scouts, Cuyahoga Community College, The Greater Cleveland One Stop Career Center, Cleveland State University Department of Black Studies, and the City of Shaker Heights Department of Community Life, to name a few. The Volunteer Services Program also exposed the residents to a number of dramatic live performances. In addition, during this presidential election year, the Greater Cleveland Voter Registration Coalition educated the audience about the importance of the vote and registered those that were eligible.

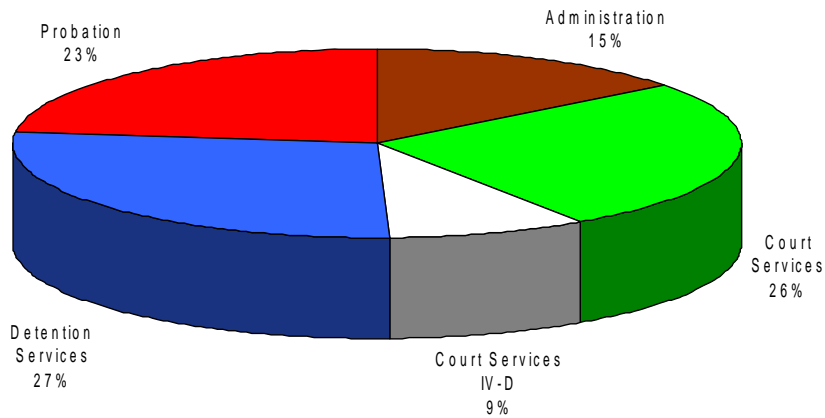
Education of the general public through tours and Courtroom observation sessions provided by the Volunteer Services Program continued to promote a positive image of the Juvenile Court and Detention Center.

**CUYAHOGA COUNTY COURT OF COMMON PLEAS  
JUVENILE COURT DIVISION  
2004 ANNUAL REPORT**

# FISCAL

## 2004 GENERAL FUND EXPENDITURES

	<u>Administration</u>	<u>Court Services</u>	<u>Court Services IV-D</u>	<u>Detention Services</u>	<u>Probation</u>	<u>Total</u>
Salaries	\$ 1,525,953	\$ 4,846,338	\$ 2,388,960	\$ 6,351,621	\$ 4,483,391	\$ 19,602,263
Fringe Benefits	517,336	1,511,561	866,821	2,045,901	1,495,098	6,436,717
Commodities	53,943	17,855	2,198	319,202	40,677	433,875
Contracts/Services	152,058	4,474,509	488	1,944,652	1,088,116	7,659,823
Controlled Expenses	3,661,060	746,594	692,420	1,908,749	0	7,008,793
Other Expenditures	797,245	152,988	145,658	107,838	3,538,877	4,742,606
Capital Outlay	4,711	239,034	1,203	18,726	20,695	284,369
<b>Total</b>	<b>\$ 6,712,306</b>	<b>\$11,988,879</b>	<b>\$ 4,097,748</b>	<b>\$12,702,659</b>	<b>\$10,666,854</b>	<b>\$ 46,168,446</b>



## **PROBATION SERVICES**

The probation department of the Cuyahoga County Juvenile Court administers services which include: probation investigation and supervision, community service, school based probation, day reporting, multi-systemic therapy program, residential placement and grants management.

### **PROBATION INVESTIGATION AND SUPERVISION**

The probation department consists of two major divisions; investigation and supervision. Probation officers have the primary responsibility of administering the duties and powers of the probation department. There are three investigating probation units and six supervising probation units.

The primary purpose of the investigation is to obtain accurate information about the juvenile offender's interpersonal situation and social environment. The secondary purpose is to provide the jurist and supervising probation officer with knowledge about the probationer that is useful in developing a community-based plan or recommending commitment to a structured setting. The investigating probation officer's key roles include:

- ◇ assisting the jurist in gaining a clear understanding of the relevant aspects of the youth's life
- ◇ making recommendations regarding the various dispositional alternatives for the youth
- ◇ completing a risk assessment and determining the probability of youth's recidivism and level of probation supervision
- ◇ making community referrals to supplement services for the youth and family. In 2004, 3,210 investigations were conducted and 1,844 of those youth were placed on traditional and school-based probation

The purpose of supervision is to assist the offender and his/her family to develop adaptive behaviors, which will prevent further court involvement. The supervising probation officer's key roles include:

- ◇ monitoring the juvenile probationer's adjustment by making face-to-face field contacts at the home, school, work, and the community
- ◇ ensuring the juvenile probationer's compliance with general and specific conditions of probation
- ◇ developing intervention strategies with the juvenile probationer and family to ensure probation compliance, and adaptive behaviors
- ◇ participating in frequent internal and external agency staffing to meet the probationer's needs
- ◇ making oral presentations in court when necessary

## **PROBATION SERVICES**

### **SCHOOL BASED PROBATION**

The probation department launched its school based probation project in the Spring of 2004, with the hiring of two school based liaisons. The project is currently being funded through a Bureau of Justice Assistance-sponsored Project Safe Neighborhoods (PSN) federal grant. PSN is a national initiative to reduce gun crimes, and serious and violent offenses across the country, through community partnerships with law enforcement and others.

The school based probation project has been operating in the Cleveland First (John Marshall High School) and Sixth Police Districts (Glenville High School). Schools in these districts were chosen because the use of firearms among juveniles in these areas has increased as much as 30% in recent times and this problem had to be addressed.

In addition to reducing gun crime, the project's goals are to reduce the incidence of tardiness, truancy, suspension and expulsion, as well as out-of-home placement and recidivism. The school based liaisons supervise activities including daily monitoring.

Preliminary data suggests that the program is successful. During the 2004-2005 school year, none of the 137 PSN project youth were expelled and only 2 were placed outside their homes. Additionally, 59% of the youth at John Marshall and 53% of the youth at Glenville greatly reduced their incidence of tardiness, truancy, and suspensions. Finally, due to the increased level of supervision, the youth have remained crime-free.

### **ODYS POPULATION MANAGEMENT PROGRAM**

In 2004 the Cuyahoga County Juvenile Court embarked on a program to closely monitor all youth committed to the Ohio Department of Youth Services. The Population Management program was designed to enhance communications and information exchanged among the Juvenile Court judges, the Release Authority, state youth correctional facilities and the regional parole office. This program will enabled the judges to have the most update information on the youth's progress while in the state correctional facilities and their subsequent parole plan. This information sharing is intended to provide the identified service needs of the youth and contribute to better management of the appropriate length of stay in the state correctional facilities.

With these improved communications the Court will enhance collaboration among complex systems, contributing to increased funding for the Court and County through the Youth Service Subsidy-RECLAIM Ohio allocation. This funding is crucial to the development of community based programs and services for our most at risk youth.

---

## **PROBATION SERVICES**

---

### **EAST CLEVELAND GANG-FREE SCHOOLS INITIATIVE**

The Probation Department and the Cuyahoga County Prosecutor's Office entered into a partnership with the Office of Juvenile Justice and Delinquency and Prevention's (OJJDP) Gang-Free School's Initiative. The gang-free initiative is a demonstration program that is an adaptation of the Comprehensive Gang Model seeking to reduce youth participation in gangs and reduce gang-related crime and violence in the schools and community. The County Prosecutor's Office, one of four grantees, received this grant to conduct this demonstration program in East Cleveland. Other sites participating in this initiative are located in Houston, Texas, Pittsburgh, Pennsylvania, and Miami-Dade County, Florida.

The Probation Department assigned a probation officer to the project to handle a caseload consisting of youth on probation in East Cleveland who have been identified as gang members. The probation officer is one of several team members who work closely with grass-roots organizations, school officials, law enforcement, resource officers, and the prosecutor's office. The team conducts weekly team meetings.

The project's evaluation design calls for assessing impact in each of four domains: individual and peer, family, school and community. In East Cleveland, the project's evaluation team will track approximately 100 gang-involved juveniles and young adults, and approximately 200 youth as a comparison sample.

## **STATISTICAL INFORMATION / Summary, Year 2004**

Total cases referred to the Juvenile Court in the year 2004 increased by 4% over those referred in the year 2003; 29,071 cases compared with 27,917 cases. Juvenile delinquency cases, in particular, were relatively the same for both years, varying from 8,451 in 2003 to 8,552 in 2004, a difference of 101 cases, for an increase of 1.2%. Unruly cases, on the other hand, declined from 2,568 cases in 2003 to 2,412 cases in 2004, or by 156 fewer cases. Other children's and family cases amounted to 7,469, down by 207 cases over the 7,676 such cases referred in 2003. These cases included charges of neglect, abuse dependency, support and custody of minor children and parent-child relationship filings. The over-all increase in total caseload is reflected in the increase in juvenile traffic cases which rose from 7,175 cases to 8,343 cases in 2004, for an increase of 16.3%. There was also an increase in the number of children referred to the Court's Community Diversion Programs in local communities. These cases increased from 2,022 in 2003 to 2,280, for 258 more cases, or by 12.8%.

Delinquency and unruly cases combined for the year 2004 amounted to 10,964; among these cases were 17,952 individual charges, or offenses that were included as part of the case filings. The 10,964 cases involved 7,445 individual offenders, comparable to the 7,476 individual offenders recorded in 2003. Property offenses continued to be the most frequent charges, representing one-third of all cases filed; 5,705 cases of the total 17,952 cases referred. Theft charges, vandalism, burglary and receiving stolen property comprised the majority of property offenses. Person offenses accounted for 23% of all charges, showing a continuing increase in these offenses in proportion to total cases since the last ten-year period when they averaged approximately 17% of all offenses. There were 4,215 person offenses filed, with assault, domestic violence, menacing and robbery being the most frequent reasons for referral. Drug cases accounted for 9% of the total filings, and amounted to 1,690 cases compared with 1,860 cases in 2003, for 170 fewer cases. Unruly cases declined somewhat, from 3,574 cases in 2003 to 3,293 cases in 2004, but still accounted for about 18% of all juvenile cases for both years.

The year 2004 continued a noticeable trend in the increase in family case matters in proportion to the total Court intake. Historically, delinquency and unruly cases represented approximately one-half of all intake, with other family case matters accounting for approximately 19% of all intake. However, family case matters, including neglect, abuse, dependency, custody, support and parent-child relationships have grown to account for 28% of all intake, with delinquency and unruly cases representing 37% of all intake in 2004.



---

***STATISTICAL INFORMATION / Summary, Year 2004 (continued)***

---

In delinquency and unruly cases, probation continued to be the most frequent disposition, with 3,440 such orders made during the year. There were 670 commitments to correctional institutions; 408 to the Ohio Department of Youth Services, and 262 to the Cuyahoga County Youth Development Center. There were 42 cases transferred to the Adult Division of the Common Pleas Court, down from the 54 transferred in 2003. There has been a noticeable shift in the geographic distribution of delinquency and unruly cases compared with that of the 1970's when there was a 70% distribution from the city of Cleveland compared with a 30% distribution from the suburbs that comprise Cuyahoga County. The shift has resulted in an almost even distribution between the City of Cleveland and the suburbs, at 52% from Cleveland, and 48% from the suburbs. The city of Cleveland had nearly 19% more person, property and drug offenses than the suburbs; 5,971 compared with 5,016 in the suburbs. Public order offenses were almost equal at 1,368 for the suburbs and 1,393 for the city of Cleveland. Cleveland led the suburbs in unruly complaints with 1,916 cases compared to 1,268.

In addition to the increasing proportion of family matter cases is the concomitant dispositional case activity associated with such matters. While the 10,964 delinquency and unruly cases involved 13,530 dispositions, the 7,469 family matter cases involved 24,152 dispositions. These range from granting custody to the Cuyahoga County Department of Family and Children's Services as well as to family members, reviewing custody status at period intervals, ordering support payments and their modifications, mediations, shared parenting agreements, custody modifications, and the establishment of parent-child relationships, among other services requiring hearing and disposition in the continuum of services directed to the welfare of the children involved in such cases.

Please see the statistical tables that follow for more detailed data summarized in this statement.

CUYAHOGA COUNTY COURT OF COMMON PLEAS  
 JUVENILE COURT DIVISION  
 2004 ANNUAL REPORT

**STATISTICAL INFORMATION / Table I: Intake Activity**

**DELINQUENCY AND UNRULY**

	<u>Male</u>	<u>Female</u>	<u>Total</u>
OFFICIAL Delinquency Cases:	6,133	1,920	8,053
BYPASSED Delinquency Cases:	364	135	499
TOTAL Delinquency Cases:	6,497	2,055	8,552
TOTAL Delinquency Charges:	11,834	3,255	15,089
OFFICIAL Unruly Cases:	434	443	877
BYPASSED Unruly Cases:	835	700	1,535
TOTAL UNRULY Cases:	1,269	1,143	2,412
TOTAL Unruly Charges:	1,506	1,357	2,863
TOTAL Delinquency and Unruly Cases:	7,766	3,198	10,964
TOTAL Delinquency and Unruly Charges:	13,340	4,612	17,952

**INDIVIDUAL OFFENDERS**

Black	3,226	1,494	4,720
White	1,692	768	2,460
Hispanic	144	89	233
Asian	20	7	27
Other	4	1	5
TOTAL Individual Offenders:	5,086	2,359	7,445

**TRAFFIC**

	<u>Male</u>	<u>Female</u>	<u>Total</u>
OFFICIAL Traffic Cases:	5,719	2,624	8,343

**INDIVIDUAL OFFENDERS**

Black	1,445	643	2,088
White	2,886	1,628	4,514
Hispanic	99	26	125
Asian	29	9	38
Other	8	3	11
TOTAL Individual Offenders:	4,467	2,309	6,776

A *CASE* is a single unit of action identified by a file number in which a number of separate *CHARGES* may be alleged.

CUYAHOGA COUNTY COURT OF COMMON PLEAS  
 JUVENILE COURT DIVISION  
 2004 ANNUAL REPORT

**STATISTICAL INFORMATION / Table I: Intake Activity (continued)**

**ABUSE, DEPENDENCY, NEGLECT**

OFFICIAL Abuse, Dependency, Neglect Cases:	2,193
Abuse Charges:	649
Dependency Charges:	1,717
Neglect Charges:	2,269
TOTAL Abuse, Dependency, Neglect Charges:	4,635

**ADULT CASES**

OFFICIAL Adult Cases:	15
-----------------------	----

**CUSTODY**

OFFICIAL Custody Cases:	1,263
-------------------------	-------

**PARENT CHILD RELATIONSHIP**

OFFICIAL Parent Child Relationship:	1,728
-------------------------------------	-------

**SUPPORT**

OFFICIAL Support Cases:	2,285
-------------------------	-------

**TOTAL—OFFICIAL AND BYPASSED CASES**

OFFICIAL Cases:	24,757
BYPASSED Cases:	2,034
TOTAL Official and Bypassed Cases:	26,791

**COMMUNITY DIVERSION PROGRAM**

	<u>Male</u>	<u>Female</u>	<u>Total</u>
Black	496	198	694
White	969	536	1,505
Hispanic	21	11	32
Asian	11	3	14
Other	26	9	35
TOTAL Individual Offenders	1,523	757	2,280

<b>GRAND TOTAL—ALL CASES FILED:</b>	<b>29,071</b>
-------------------------------------	---------------

CUYAHOGA COUNTY COURT OF COMMON PLEAS  
JUVENILE COURT DIVISION  
2004 ANNUAL REPORT

**STATISTICAL INFORMATION / Table I: Intake Activity**

	<u>8 and Under</u>	<u>9</u>	<u>10</u>	<u>11</u>	<u>12</u>	<u>13</u>	<u>14</u>	<u>15</u>	<u>16</u>	<u>17</u>	<u>Total</u>
Black Male:	10	18	45	95	209	393	554	714	734	832	3,604
Black Female:	2	1	8	21	82	211	259	348	328	292	1,552
Total Black:	12	19	53	116	291	604	813	1,062	1,062	1,124	5,156
White Male:	3	6	12	33	55	127	250	334	474	610	1,904
White Female:	0	0	2	5	24	58	107	155	208	207	766
Total White:	3	6	14	38	79	185	357	489	682	817	2,670
Hispanic Male:	0	1	2	5	14	25	35	32	32	52	198
Hispanic Female:	0	0	0	1	4	12	14	22	20	19	92
Total Hispanic:	0	1	2	6	18	37	49	54	52	71	290
Asian Male:	0	0	0	0	1	1	3	10	4	8	27
Asian Female:	0	0	0	0	1	0	3	0	0	0	4
Total Asian:	0	0	0	0	2	1	6	10	4	8	31
Other Male:	0	0	0	0	0	0	0	1	1	1	3
Other Female:	0	0	0	0	0	0	1	0	0	0	1
Total Other:	0	0	0	0	0	0	1	1	1	1	4
Total Male:	13	25	59	133	279	546	842	1,091	1,245	1,503	5,736
Total Female:	2	1	10	27	111	281	384	525	556	518	2,415
Grand Total:	15	26	69	160	390	827	1,226	1,616	1,801	2,021	8,151

CUYAHOGA COUNTY COURT OF COMMON PLEAS  
JUVENILE COURT DIVISION  
2004 ANNUAL REPORT

**STATISTICAL INFORMATION / Table II: Juveniles with  
Delinquency or Unruly Dispositions (By Age, Race and Sex)**

**DISPOSITIONS IN DELINQUENCY AND UNRULY CASES**

	<u>Delinquency</u>			<u>Unruly</u>			<u>Total</u>		
	<u>Male</u>	<u>Female</u>	<u>Total</u>	<u>Male</u>	<u>Female</u>	<u>Total</u>	<u>Male</u>	<u>Female</u>	<u>Total</u>
<u>PROBATION SUPERVISION:</u>									
Commitment to ODYS Suspended	513	64	577	0	0	0	513	64	577
Commitment to YDC Suspended	198	105	303	35	29	64	233	134	367
Probation, No Suspended Sentence	1,124	408	1,532	125	126	251	1,249	534	1,783
Continued Probation	434	181	615	52	46	98	486	227	713
Community Service	493	150	643	49	34	83	542	184	726
TOTAL PROBATION SUPERVISION:	2,762	908	3,670	261	235	496	3,023	1,143	4,166
<u>COMMITMENTS TO CORRECTIONAL FACILITIES:</u>									
Ohio Department of Youth Services	329	33	362	0	0	0	329	33	362
County Youth Development Center	154	42	196	24	24	48	178	66	244
Return to ODYS	38	8	46	0	0	0	38	8	46
Return to YDC	13	2	15	2	1	3	15	3	18
TOTAL COMMITMENTS:	534	85	619	26	25	51	560	110	670
<u>PLACEMENTS:</u>									
Private Placement Order	36	15	51	0	0	0	36	15	51
Returned to Private Placement	9	3	12	1	0	1	10	3	13
TOTAL PRIVATE PLACEMENTS:	45	18	63	1	0	1	46	18	64
<u>TRANSFERRED TO ADULT DIVISION:</u>									
Transferred to Criminal Court	15	0	15	0	0	0	15	0	15
Mandatory Bindover	10	1	11	0	0	0	10	1	11
Discretionary Bindover	16	0	16	0	0	0	16	0	16
TOTAL TRANSFERS TO ADULT DIVISION:	41	1	42	0	0	0	41	1	42
<u>MISCELLANEOUS DISPOSITIONS:</u>									
Cont. Supervision of Parole Authority	38	18	56	4	5	9	42	23	65
Released to Parental Supervision	671	273	944	36	52	88	707	325	1,032
Order Made in Other Pending Case	1,534	277	1,811	107	69	176	1,641	346	1,987
Transferred to Other Juvenile Court	77	34	111	0	1	1	77	35	112
Dismissed	2,460	881	3,341	179	286	465	2,639	1,167	3,806
Other Disposition	1,104	216	1,320	125	141	266	1,229	357	1,586
TOTAL MISCELLANEOUS	5,884	1,699	7,583	451	554	1,005	6,335	2,253	8,588
TOTAL DISPOSITIONS	9,266	2,711	11,977	739	814	1,553	10,005	3,525	13,530

CUYAHOGA COUNTY COURT OF COMMON PLEAS  
JUVENILE COURT DIVISION  
2004 ANNUAL REPORT

**STATISTICAL INFORMATION / Table III: Dispositions  
in Official Cases**

**DISPOSITIONS IN ABUSE, DEPENDENCY, NEGLECT CASES**

	<u>Total</u>
Permanent Care and Custody Granted:	674
Temporary Care and Custody Granted:	1,045
Protective Supervision Ordered:	641
Protective Supervision Terminated:	1,071
Refer to Custody Review Board:	99
Custody to Parents:	1,518
Continued for Custody Review:	2,956
Permanent Plan Living Arrangement Review:	341
Child Adopted:	664
Applications and Motions Granted:	134
Applications and Motions Denied:	82
Transferred to Other Court:	31
Complaint Dismissed, Withdrawn:	785
Complaint Dismissed, Non-expeditious Hearing:	125
Order made in other case:	11
Mediation Agreement:	178
Other Disposition:	486
<b>TOTAL ABUSE, DEPENDENCY, NEGLECT DISPOSITIONS:</b>	<b>10,841</b>

**DISPOSITIONS IN ADULT CASES**

	<u>Total</u>
Pay Costs:	3
Complaint Dismissed or Withdrawn:	11
Continued for Further Hearing:	11
Other:	1
<b>TOTAL ADULT CASE DISPOSITIONS:</b>	<b>26</b>

CUYAHOGA COUNTY COURT OF COMMON PLEAS  
 JUVENILE COURT DIVISION  
 2004 ANNUAL REPORT

**STATISTICAL INFORMATION / Table III: Dispositions  
 in Official Cases (continued)**

<b>DISPOSITIONS IN PARENT CHILD RELATIONSHIP CASES</b>	<u>Total</u>
Parent-Child Relationship Established:	662
PC Relationship Not Established:	41
Support Payment Ordered:	373
Support Order Modified or Terminated:	1,946
Mediation, Shared Parenting, Compromise Agreements:	83
Applications Granted (Motions):	99
Applications Denied or Withdrawn (Motions):	406
Custody to Parent, Relative, Other:	30
Sentence to County Jail:	49
Sentence Suspended:	346
Complaint Dismissed or Withdrawn:	1,119
Continued for Further Hearing:	630
Other Dispositions:	591
<b>TOTAL PARENT CHILD RELATIONSHIP CASES:</b>	<b>6,375</b>

<b>DISPOSITIONS IN TRAFFIC CASES</b>	<u>Total</u>
Driver's License Suspended:	263
Driver's License Restricted:	223
Not to Operate Motor Vehicle or Apply for License:	804
Driving Privileges Restored:	637
Fine Ordered:	5,026
Fine Imposed and Waived:	578
Costs Ordered:	4,977
Costs Waived:	2,351
Transferred to Other Court:	125
Refer to Driver's Education Programs:	144
Complaint Dismissed or Withdrawn:	3,207
Continued for Further Hearing:	1,006
Tobacco Fine:	299
Other:	37
<b>TOTAL TRAFFIC DISPOSITIONS:</b>	<b>19,677</b>

CUYAHOGA COUNTY COURT OF COMMON PLEAS  
JUVENILE COURT DIVISION  
2004 ANNUAL REPORT

**STATISTICAL INFORMATION / Table III: Dispositions  
in Official Cases (continued)**

<b>DISPOSITIONS IN CUSTODY CASES</b>	<u>Total</u>
Mediation Agreement:	390
Shared Parenting Agreement:	188
Compromise Agreement:	148
Visitation Ordered:	99
Custody to Parents, Custodian:	238
Continued for Custody Review:	1
Transferred to Other Court:	12
Order Made in Other Case:	8
Applications Granted:	227
Applications Denied or Withdrawn:	429
Complaint Dismissed or Withdrawn:	183
Continued for Further Hearing:	9
Other Dispositions:	212
<b>TOTAL CUSTODY DISPOSITIONS:</b>	<b>2,144</b>
<b>DISPOSITIONS IN SUPPORT CASES</b>	<u>Total</u>
Support Payments Ordered:	465
Support Order Modified, Terminated:	682
Shared Parenting, Compromise Agreement:	43
Custody to Parents, Relatives, Other:	14
Sentenced to County Jail:	112
Sentence Suspended:	596
Applications Granted:	377
Applications Denied or Withdrawn:	677
Complaint Dismissed or Withdrawn:	626
Continued for Further Hearing:	931
Other Dispositions:	269
<b>TOTAL SUPPORT DISPOSITIONS:</b>	<b>4,792</b>
<b>GRAND TOTAL - ALL DISPOSITIONS:</b>	<b>57,385</b>



CUYAHOGA COUNTY COURT OF COMMON PLEAS  
JUVENILE COURT DIVISION  
2004 ANNUAL REPORT

**STATISTICAL INFORMATION / Table IV: Delinquency and Unruly  
Juveniles, Cases and Charges (By Area of Residence)**

**CITY OF CLEVELAND**

Statistical Planning Area	Total	Total	Total	Public					
	Juveniles	Cases	Charges	Person	Property	Drug	Order	Unruly	Other
Archwood-Denison	66	90	134	37	33	14	20	29	1
Buckeye-Shaker	88	118	205	53	75	13	27	37	0
Central	160	254	403	98	105	37	63	96	4
Clark-Fulton	177	246	374	87	92	42	61	85	7
Corlett	136	194	362	101	119	32	50	57	3
Cudell	86	120	184	38	56	16	23	51	0
Detroit-Shoreway	147	203	367	77	104	62	56	64	4
Downtown	22	36	63	29	8	6	8	12	0
Edgewater	26	39	80	12	16	20	21	11	0
Euclid-Green	36	50	87	25	26	4	13	17	2
Fairfax	67	95	157	43	25	20	25	44	0
Forest Hills	177	244	442	70	169	38	84	78	3
Glenville	249	350	620	156	201	57	95	107	4
Hough	162	258	441	130	104	41	69	96	1
Industrial Valley	15	23	34	6	15	0	7	5	1
Jefferson	78	122	208	46	69	27	30	34	2
Kamms Corner	37	59	127	24	69	5	18	10	1
Kinsman	85	120	235	57	81	6	30	61	0
Lee-Miles	79	108	180	46	53	16	26	39	0
Mt. Pleasant	221	350	662	181	214	52	97	112	6
North Broadway	106	161	337	66	133	36	44	56	2
North Collinwood	104	150	213	53	44	27	31	58	0
Ohio City	78	118	171	42	40	32	17	38	2
Old Brooklyn	102	136	229	52	76	33	18	48	2
Payne Kirtland Park	221	309	499	143	102	27	51	172	4
Puritas-Longmead	87	138	282	46	112	43	37	42	2
Riverside	19	20	48	6	31	2	7	2	0
South Broadway	212	287	468	135	137	22	73	96	5
South Collinwood	140	213	333	83	109	30	60	48	3
St. Clair Superior	131	186	328	106	62	36	47	74	3
Tremont	36	55	95	18	48	3	10	15	1

CUYAHOGA COUNTY COURT OF COMMON PLEAS  
JUVENILE COURT DIVISION  
2004 ANNUAL REPORT

**STATISTICAL INFORMATION / Table IV: Delinquency and Unruly  
Juveniles, Cases and Charges (By Area of Residence)**

**CITY OF CLEVELAND (CONTINUED)**

<u>Statistical Planning Area</u>	Total	Total	Total	Public					
	<u>Juveniles</u>	<u>Cases</u>	<u>Charges</u>	<u>Person</u>	<u>Property</u>	<u>Drug</u>	<u>Order</u>	<u>Unruly</u>	<u>Other</u>
Union-Miles	142	193	344	90	75	39	73	67	0
University	28	45	73	15	25	3	15	14	1
West Boulevard	127	191	293	61	73	38	46	72	3
Woodland Hills	117	167	269	65	73	21	41	69	0
CITY OF CLEVELAND TO- TAL:	3,764	5,448	9,347	2,297	2,774	900	1,393	1,916	67

**SUBURBS**

Bay Village	20	20	29	2	6	8	7	4	2
Beachwood	18	26	37	9	12	3	6	7	0
Bedford	107	181	270	65	92	14	57	42	0
Bedford Heights.	85	140	265	66	92	9	56	37	5
Bentleyville	2	2	2	0	0	0	1	1	0
Berea	69	137	247	61	117	12	27	30	0
Bratenahl	3	3	3	0	1	0	1	1	0
Brecksville	27	38	49	8	10	17	7	7	0
Broadview Heights.	45	63	83	16	25	16	10	16	0
Brooklyn	38	52	74	19	11	1	27	14	2
Brooklyn Heights	7	12	22	12	10	0	0	0	0
Brookpark	111	185	319	49	135	37	46	42	10
Chagrin Falls	19	19	23	0	3	4	13	3	0
Cleveland Heights	369	543	772	191	235	30	154	155	7
Cuyahoga Heights	6	11	13	5	5	0	2	1	0
East Cleveland	207	316	460	123	116	52	72	92	5
Euclid	266	413	560	137	182	42	94	101	4
Fairview Park	51	70	96	15	31	11	20	19	0
Garfield Heights	170	242	390	103	128	27	61	70	1
Gates Mills	9	9	13	2	2	4	5	0	0
Glenwillow	2	4	4	4	0	0	0	0	0
Highland Hills	10	13	49	13	7	15	10	4	0

CUYAHOGA COUNTY COURT OF COMMON PLEAS  
 JUVENILE COURT DIVISION  
 2004 ANNUAL REPORT

***STATISTICAL INFORMATION / Table IV: Delinquency and Unruly  
 Juveniles, Cases and Charges (By Area of Residence)***

**SUBURBS (CONTINUED)**

<u>Statistical Planning Area</u>	Total	Total	Total	Public					
	<u>Juveniles</u>	<u>Cases</u>	<u>Charges</u>	<u>Person</u>	<u>Property</u>	<u>Drug</u>	<u>Order</u>	<u>Unruly</u>	<u>Other</u>
Highland Heights	11	11	14	6	2	1	5	0	0
Independence	12	29	67	4	30	10	22	1	0
Lakewood	222	351	600	91	264	47	92	100	6
Lyndhurst	15	19	22	1	8	6	3	4	0
Maple Heights	170	274	440	121	123	24	116	50	6
Mayfield	3	6	6	1	0	0	3	2	0
Mayfield Heights	11	15	29	10	10	4	4	1	0
Middleburg Heights	22	39	53	11	11	13	13	5	0
Moreland Hills	2	3	5	0	0	5	0	0	0
Newburgh Heights	4	5	5	4	0	0	0	1	0
North Olmsted	78	123	188	24	66	47	28	20	3
North Randall	5	12	31	10	10	0	6	4	1
North Royalton	58	103	171	14	75	45	21	15	1
Oakwood	31	53	99	14	35	8	24	17	1
Olmsted Falls	5	6	9	1	3	3	1	1	0
Olmsted Township	23	39	60	12	20	5	9	12	2
Orange	11	16	31	9	7	8	4	3	0
Parma	262	363	512	95	168	49	52	146	2
Parma Heights	80	122	194	35	86	19	31	23	0
Pepper Pike	10	13	20	9	3	3	3	2	0
Richmond Heights	33	47	54	15	13	6	11	9	0
Rocky River	46	70	103	30	32	1	29	9	2
Seven Hills	15	22	47	13	23	0	7	4	0
Shaker Heights	115	174	233	68	42	11	60	50	2
Solon	43	65	99	19	41	17	8	14	0
South Euclid	102	135	174	45	55	10	24	39	1
Strongsville	64	87	108	35	40	12	6	10	5
University Heights	29	37	44	8	16	1	9	10	0

CUYAHOGA COUNTY COURT OF COMMON PLEAS  
 JUVENILE COURT DIVISION  
 2004 ANNUAL REPORT

**STATISTICAL INFORMATION / Table IV: Delinquency and Unruly  
 Juveniles, Cases and Charges (By Area of Residence)**

**SUBURBS (CONTINUED)**

<u>Statistical Planning Area</u>	Total	Total	Total	Public					
	<u>Juveniles</u>	<u>Cases</u>	<u>Charges</u>	<u>Person</u>	<u>Property</u>	<u>Drug</u>	<u>Order</u>	<u>Unruly</u>	<u>Other</u>
Valley View	8	9	11	2	6	1	0	2	0
Walton Hills	2	2	2	0	0	0	1	1	0
Warrensville Heights	130	181	322	70	120	19	61	49	3
Westlake	95	166	188	39	55	35	39	18	2
Woodmere	2	3	4	4	0	0	0	0	0
<b>SUBURB TOTAL</b>	<b>3,360</b>	<b>5,099</b>	<b>7,725</b>	<b>1,720</b>	<b>2,584</b>	<b>712</b>	<b>1,368</b>	<b>1,268</b>	<b>73</b>
OUT OF COUNTY	282	355	595	118	253	63	89	68	4
UNKNOWN STATISTICAL PLANNING AREA	39	62	285	81	94	15	53	41	1
<b>CLEVELAND TOTAL</b>	<b>3,764</b>	<b>5,448</b>	<b>9,347</b>	<b>2,297</b>	<b>2,774</b>	<b>900</b>	<b>1,393</b>	<b>1,916</b>	<b>67</b>
<b>GRAND TOTAL</b>	<b>7,445</b>	<b>10,964</b>	<b>17,952</b>	<b>4,216</b>	<b>5,705</b>	<b>1,690</b>	<b>2,903</b>	<b>3,293</b>	<b>145</b>

CUYAHOGA COUNTY COURT OF COMMON PLEAS  
 JUVENILE COURT DIVISION  
 2004 ANNUAL REPORT

**STATISTICAL INFORMATION / Table V: Official and Bypassed  
 Charges in Delinquency and Unruly Cases**

<b>PERSON OFFENSES</b>	<u>Total Charges</u>	<b>DRUG OFFENSES</b>	<u>Total Charges</u>
Assault	1,786	Drug Possession	1,051
<i>Felonious Assault</i>	784	Drug Trafficking	330
<i>Misdemeanor Assault</i>	1,002	Drug Paraphernalia	221
Homicide	32	Other Drug	88
<i>Murder</i>	26	TOTAL CHARGES	1,690
<i>Involuntary Manslaughter</i>	5		
<i>Vehicular Homicide</i>	1	<b>PUBLIC ORDER OFFENSES</b>	
Sex Offenses	383	Disorderly Conduct	1,052
<i>Gross Sexual Imposition</i>	175	Liquor Violations	16
<i>Rape</i>	178	Obstruction of Justice	229
<i>Other Sex Offenses</i>	30	Possession of Criminal Tools	522
Domestic Violence	940	Resisting Arrest	260
Harassment	77	Riot/Inducing Panic	173
Kidnapping	55	Weapon Possession	497
Menacing	500	<i>Felony Weapon</i>	277
Robbery	389	<i>Misdemeanor Weapon</i>	220
Other	54	Other Public Order	154
TOTAL CHARGES:	4,216	TOTAL CHARGES:	2,903
<b>PROPERTY OFFENSES</b>		<b>UNRULY OFFENSES</b>	
Arson	109	Truancy	551
Burglary	617	Curfew	368
Fraud/Forgery/Misuse of Credit Cards	234	Incorrigibility	2,374
Receiving Stolen Property	816	TOTAL CHARGES:	3,293
Theft	1,689		
Trespassing	677	<b>OTHER OFFENSES</b>	
Vandalism	1,087	Interstate Compact/Supervision	18
Criminal Activity on School Property	209	Other Delinquency	127
Unauthorized use of Motor Vehicle	214	TOTAL CHARGES:	145
Other	53		
TOTAL CHARGES:	5,705	<b>GRAND TOTAL:</b>	<b>17,952</b>

**CUYAHOGA COUNTY COURT OF COMMON PLEAS  
JUVENILE COURT DIVISION  
2004 ANNUAL REPORT**

**STATISTICAL INFORMATION / Table VI: Detention Services Population  
Table VII: Age at Filing**

	Detention Center			Home Detention			Shelter Care			Evening Reporting			Total Detention Services		
	Male	Female	Total	Male	Female	Total	Male	Female	Total	Male	Female	Total	Male	Female	Total
	Admissions														
Black	1,710	498	2,208	976	328	1,304	443	186	629	48	18	66	3,177	1,030	4,207
White	471	177	648	248	106	354	139	67	206	21	9	30	879	359	1,238
Hispanic	79	37	116	49	34	83	22	12	34	5	3	8	155	86	241
Asian	6	3	9	6	2	8	5	0	5	1	0	1	18	5	23
Other	0	1	1	1	0	1	0	0	0	0	0	0	1	1	2
Total:	2,266	716	2,982	1,280	470	1,750	609	265	874	75	30	105	4,230	1,481	5,711
Average Daily															
Population:	87.1	21.9	109.0	93.8	33.5	127.3	34.3	19.2	53.5	9.5	4.1	13.6	224.7	78.7	303.4
Average Length															
Of Stay:	12.6	10.9	12.2	27.8	25.8	27.2	20.5	26.8	22.4	44.5	57.5	51.0	18.8	18.2	18.7

**AGE AT FILING**

	<u>Male</u>	<u>Female</u>	<u>Total</u>
8 and under	10	1	11
9	16	4	20
10	57	14	71
11	108	43	151
12	240	108	348
13	438	232	670
14	733	381	1,114
15	916	505	1,421
16	1,170	516	1,686
17	1,398	555	1,953
Total	5,086	2,359	7,445

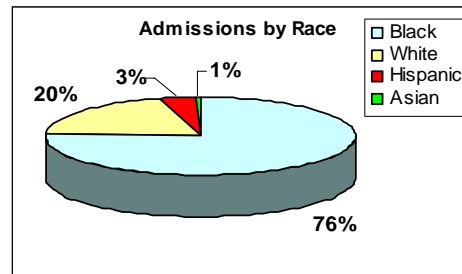
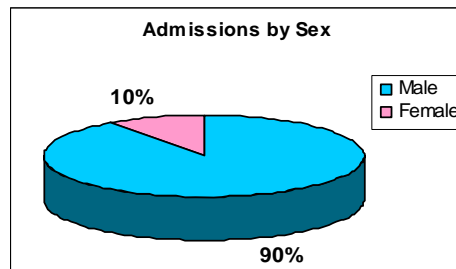
**CUYAHOGA COUNTY COURT OF COMMON PLEAS  
JUVENILE COURT DIVISION  
2004 ANNUAL REPORT**

**STATISTICAL INFORMATION / Table VIII: Ohio Department of Youth Services — 2004 Admissions**

**The Year In Review**

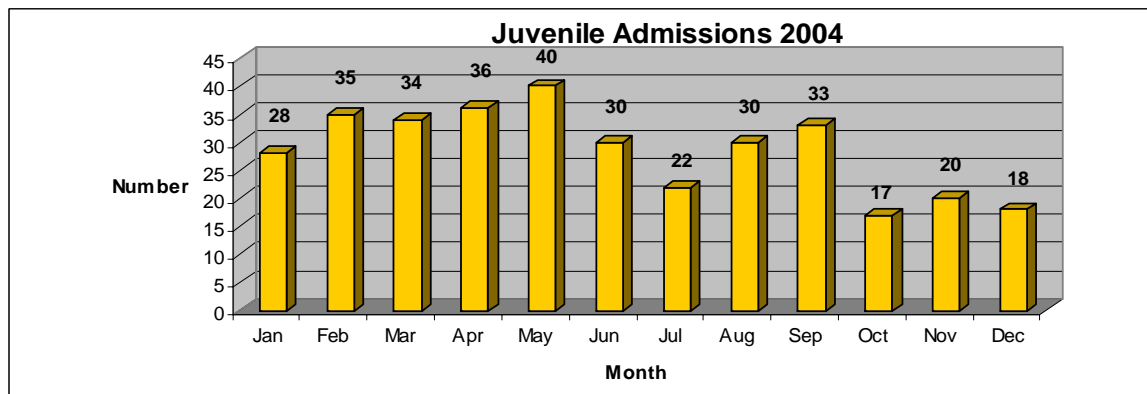
In 2004, the Cuyahoga County Juvenile Court admitted 343 juveniles [313 delinquencies and 30 revocations] to the Ohio Department of Youth Services (ODYS). Of the 313 delinquencies, 25 youth had previously been committed to ODYS. Among the delinquency charges, drug offenses accounted for the highest number of admissions, followed by assault and burglary. These three offense types accounted for 45.4% of all delinquency admissions. The 343 juveniles admitted to ODYS in 2004 represented a 6% decrease from 2003.

OFFENSES TYPE	TOTAL	SEX		RACE			
		M	F	B	W	H	A
ARSON	2	1	1	2	0	0	0
ASSAULT	47	38	9	35	11	1	0
BURGLARY	46	40	6	21	21	3	1
DOMESTIC VIOLENCE	7	5	2	5	2	0	0
DRUG OFFENSE	49	47	2	42	6	1	0
HOMICIDE	1	1	0	1	0	0	0
KIDNAPPING	1	1	0	1	0	0	0
MENACING	3	3	0	3	0	0	0
MURDER	0	0	0	0	0	0	0
OBSTRUCTION OF JUSTICE	16	10	6	14	1	1	0
PUBLIC PEACE	1	1	0	1	0	0	0
RECEIVING STOLEN PROPERTY	31	31	0	24	6	1	0
REVOCATIONS	30	25	5	20	9	1	0
ROBBERY	45	45	0	41	1	2	1
SEX OFFENSE	41	41	0	35	5	1	0
THEFT	11	11	0	5	6	0	0
VANDALISM	4	1	3	4	0	0	0
WEAPONS CHARGE	7	7	0	7	0	0	0
OTHER	1	1	0	0	0	1	0
<b>TOTAL</b>	<b>343</b>	<b>309</b>	<b>34</b>	<b>261</b>	<b>68</b>	<b>12</b>	<b>2</b>



**Monthly Review**

Throughout the year, the number of youth admitted to ODYS varied from month to month, ranging from a low of 17 in October and peaking at 40 in May. The average number of juveniles admitted each month was 28.6.



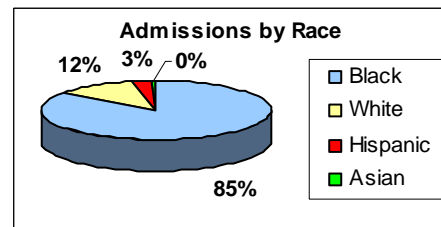
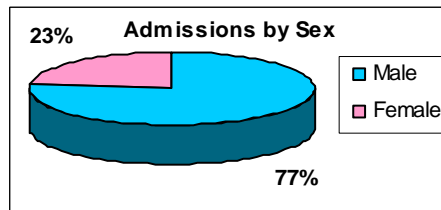
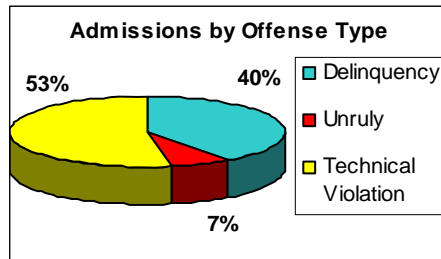
**CUYAHOGA COUNTY COURT OF COMMON PLEAS  
JUVENILE COURT DIVISION  
2004 ANNUAL REPORT**

## STATISTICS / Table IX: Youth Development Center 2004 Admissions

**The Year In Review**

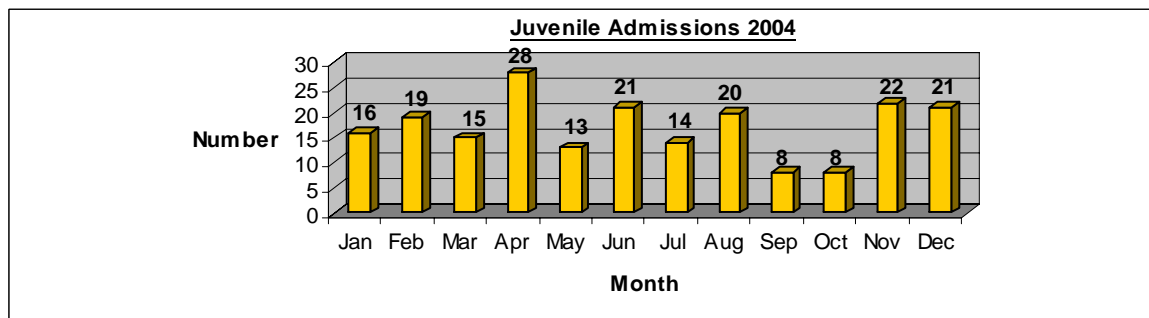
In 2004, the Cuyahoga County Juvenile Court committed 205 juveniles to the Youth Development Center (YDC). There was a total of 82 admissions for delinquencies, 15 for unruly offenses, and 108 admissions for technical violations. Among the delinquency charges, domestic violence accounted for the highest number of admissions, followed by assault, theft, burglary and drug offenses. These five offense types accounted for 67% of all delinquency admissions in the year 2004. The 205 juveniles admitted to YDC in 2004 represented a 4.6% decrease from 2003.

<u>OFFENSES</u> <u>DELINQUENCY TYPE</u>	TOTAL	<u>SEX</u>		<u>RACE</u>			
		M	F	B	W	H	A
ARSON	1	1	0	1	0	0	0
ASSAULT	17	11	6	15	1	1	0
BURGLARY	6	6	0	4	1	0	1
CLEVELAND ORDINANCES	1	1	0	0	0	1	0
DOMESTIC VIOLENCE	18	15	3	14	3	1	0
DRUG OFFENSES	6	5	1	6	0	0	0
FIREWORKS	1	1	0	1	0	0	0
INCORRIGIBLE (UNRULY)	15	7	8	14	1	0	0
MENACING	3	3	0	3	0	0	0
OBSTRUCTION OF JUSTICE	4	4	0	3	1	0	0
PUBLIC PEACE	2	2	0	2	0	0	0
RECEIVING STOLEN PROPERTY	5	5	0	3	2	0	0
ROBBERY	3	3	0	3	0	0	0
SEX OFFENSES	0	0	0	0	0	0	0
THEFT	8	5	3	7	0	1	0
TRESPASSING	1	1	0	1	0	0	0
VANDALISM	4	4	0	4	0	0	0
WEAPONS CHARGE	2	2	0	2	0	0	0
<b>TOTAL</b>	<b>97</b>	<b>76</b>	<b>21</b>	<b>83</b>	<b>9</b>	<b>4</b>	<b>1</b>
<b><u>TECHNICAL VIOLATION</u></b>							
PROBATION VIOLATION/VCO	108	82	26	91	15	2	0
<b>TOTAL</b>	<b>108</b>	<b>82</b>	<b>26</b>	<b>91</b>	<b>15</b>	<b>2</b>	<b>0</b>
<b>TOTAL ADMISSIONS</b>	<b>205</b>	<b>158</b>	<b>47</b>	<b>174</b>	<b>24</b>	<b>6</b>	<b>1</b>




**Monthly Review**

Throughout the year, the number of youth admitted to YDC varied from month to month, ranging from a low of 8 in September and October and peaking at 28 in April. The average number of juveniles admitted each month was just over 17, decreasing from an average of just under 18 admissions per month in 2003.







**MAIN COURT**  
**2163 East 22nd Street**  
**Cleveland, Ohio 44115**  
**(216) 442-8400**

**Walter G. Whitlatch Building**  
1910 Carnegie Avenue  
Cleveland, Ohio 44115  
(216) 443-5005

**Detention Center**  
2209 Central Avenue  
Cleveland, Ohio 44115  
(216) 443-3300

**Metzenbaum Building**  
3343 Community College  
Cleveland, Ohio 44115  
(216) 698-2700

**INTAKE AND PROBATION OFFICES**

Bellefaire Office  
22001 Fairmount Boulevard  
Building H-2nd Floor  
Shaker Heights, Ohio 44118  
(216) 932-3682

Berea Municipal Court Office  
11 Berea Commons  
Berea, Ohio 44017  
(440) 891-5965

East Cleveland Office  
15815 Euclid Avenue  
Cleveland, Ohio 44112  
(216) 851-3019

Garfield Heights Municipal Court Office  
5555 Turney Road  
Municipal Court Building, 2nd Floor  
Garfield Heights, Ohio 44125  
(216) 518-3332

Lakewood Office  
12650 Detroit Avenue  
Lakewood, Ohio 44107  
(216) 521-0334

Near West Office  
4115 Bridge Avenue  
Cleveland, Ohio 44113  
(216) 281-1630

St. Clair /Central East Office  
1801 St. Clair Avenue  
Cleveland, Ohio 44114  
(216) 443-8446


Southeast and  
Miles-Broadway Office  
5311 Northfield Road  
Bedford, Ohio 44146  
(216) 663-6583

Southwest and Far West Office  
5361 Pearl Road  
Parma, Ohio 44129  
(216) 749-1200

University Circle Office  
10605 Chester Avenue  
Cleveland, Ohio 44105  
(216) 795-3497

# ***NOTES***





**Cuyahoga County Juvenile Court**

2163 East 22nd Street

Cleveland, OH 44115

Phone: 216-443-8400

---